


FASHION



FASHION DETAILS &
ACCESSORIES
SKETCH BOOKLET

sketches provided by Judith Rasband
Organization by Margie Dobson & Becky Wilcox

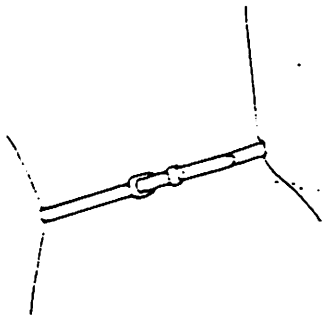
TABLE OF CONTENTS

FASHION DETAILS & ACCESSORIES

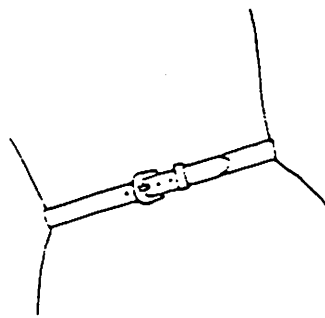
Belts.....	1-2
Blouses/Shirts.....	3-4
Blouse Back Variations.....	5
Coats.....	6
Collars.....	7-8
Design Detail.....	9-10
Dresses.....	11-12
Hats.....	13-14
Jackets.....	15-16
Jewelry.....	17-19
Necklines.....	20
Pants/Shorts/Jumpsuits.....	21-23
Purses/Handbags.....	24
Scarves.....	25
Shoes/Boots.....	26-28
Skirts.....	29-31
Sleeves.....	32-33
Socks.....	34
Sweaters.....	35
Vests.....	36-37



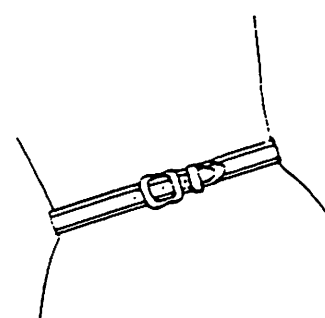
BELTS



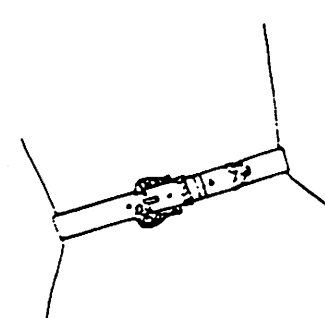
1/2" narrow classic buckled



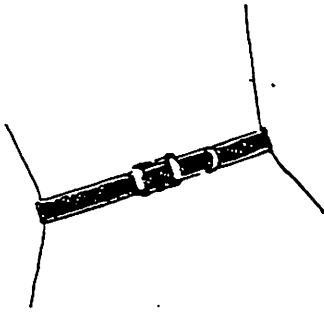
1" classic buckled



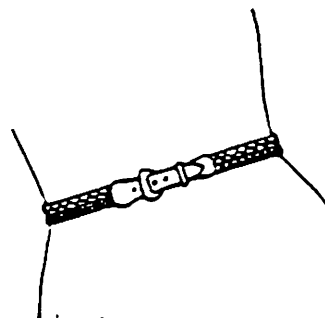
1 1/4" sport



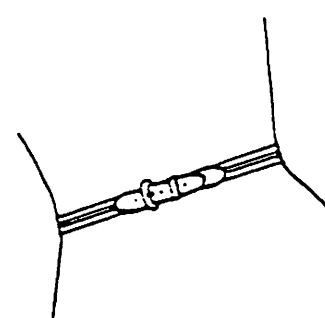
1 1/4" western



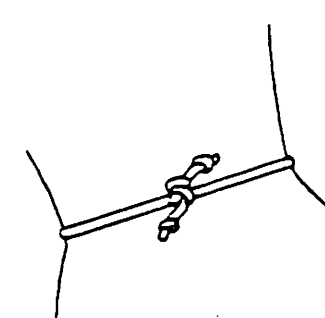
woven belt



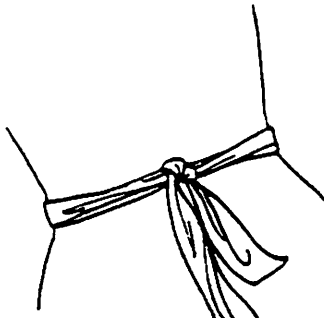
braided belt



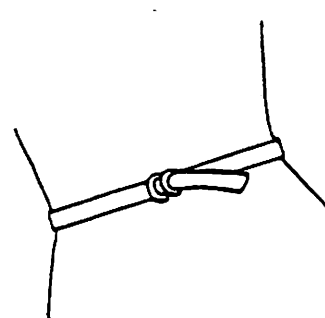
elastic sport



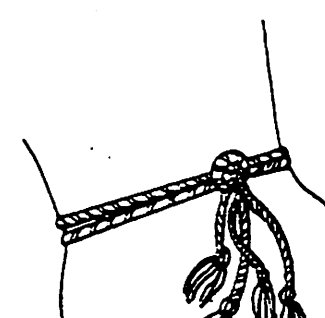
tubular knot



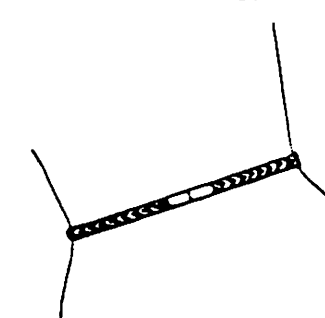
self fabric tie



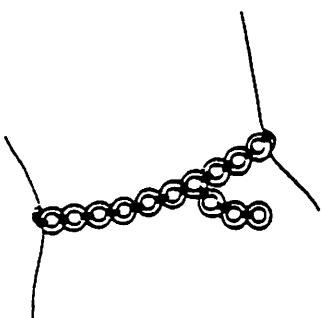
double ring



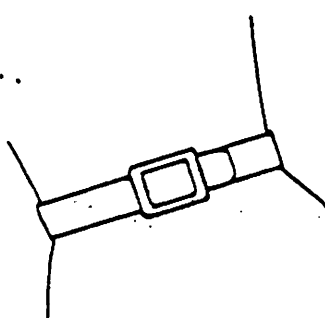
rope/cord



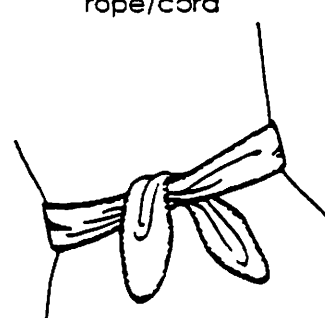
narrow metal expansion



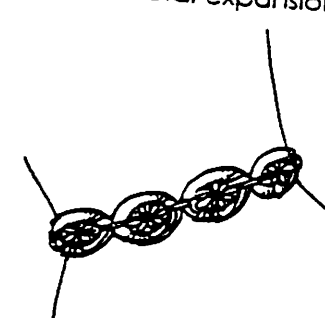
chain



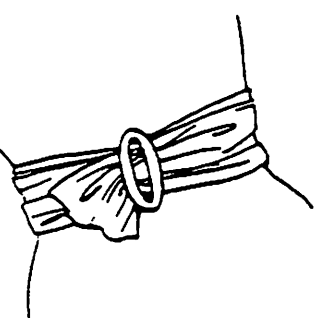
medium width basic



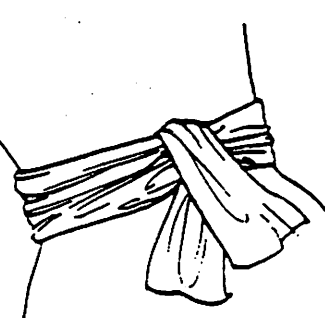
medium leather sash



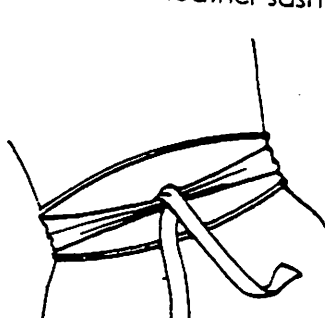
Navajo/Indian belt



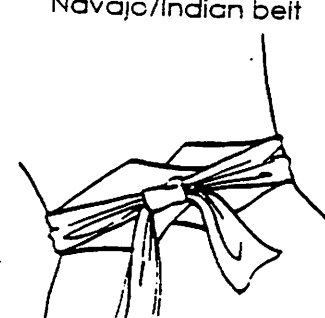
crushed wide belt



wide fabric sash

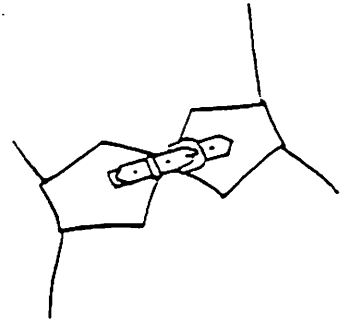


Obi Wrap

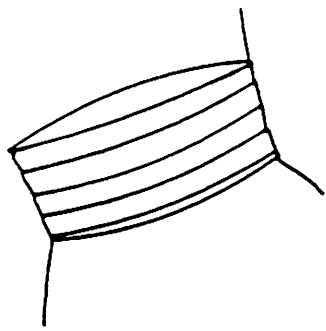


Obi square knot

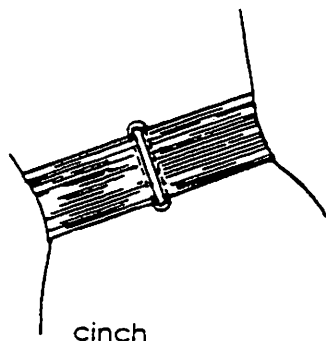
BELTS



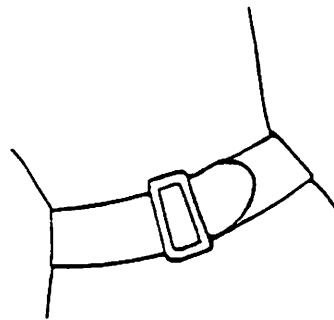
fashion variation



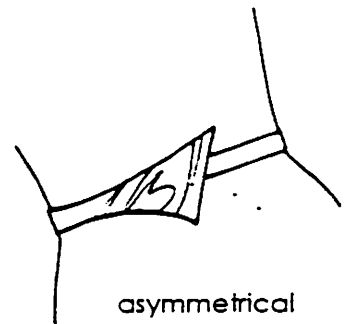
cummerbund



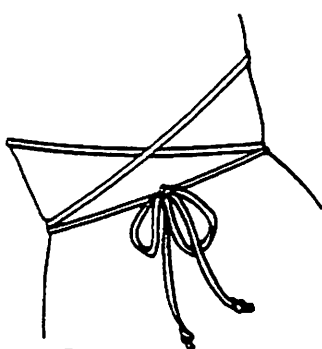
cinch



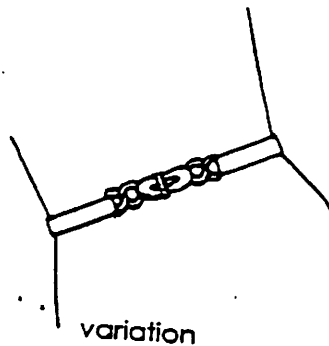
contour hip hugger



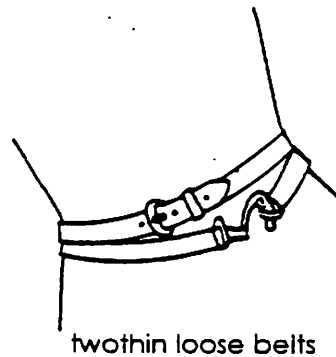
asymmetrical
novelty buckle




Grecian rope



variation

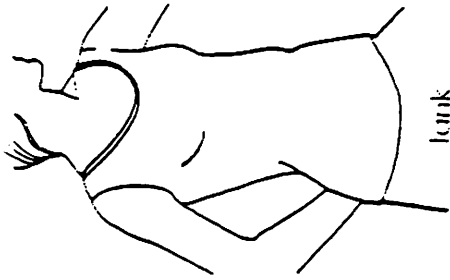


twothin loose belts

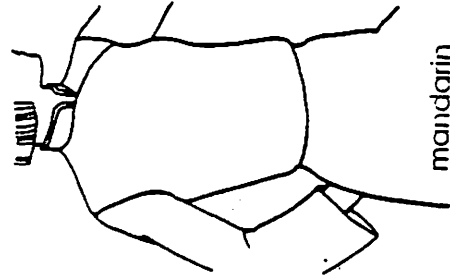


twisted fabric

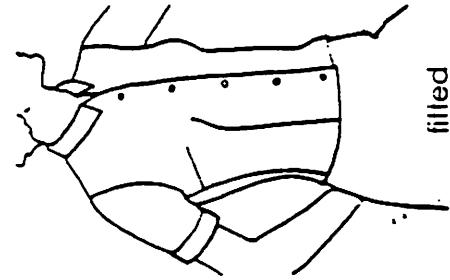
BLOUSES/SHIRTS



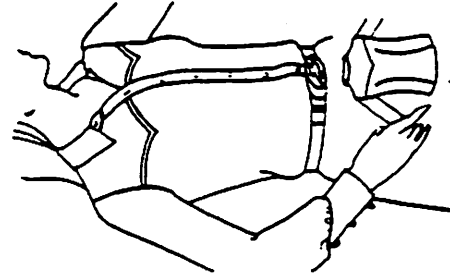
tank



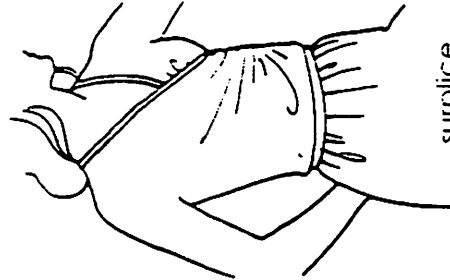
mandarin



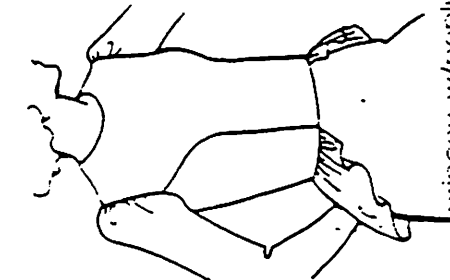
filled



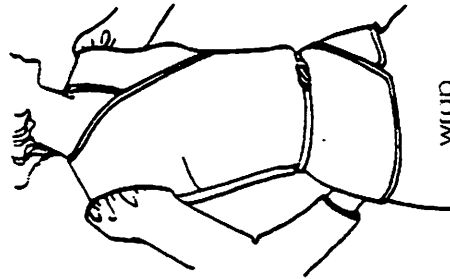
western



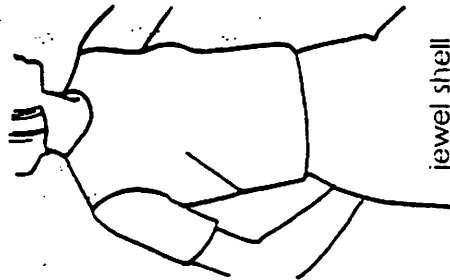
surplice



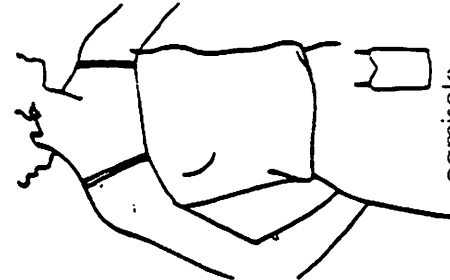
princess w/peplum



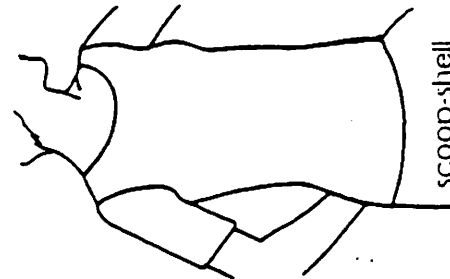
wrap



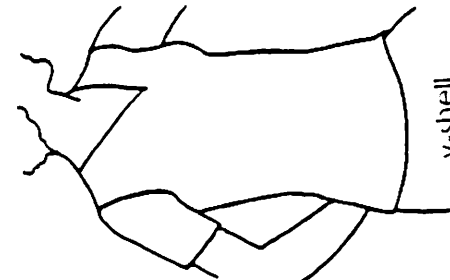
jewel shell



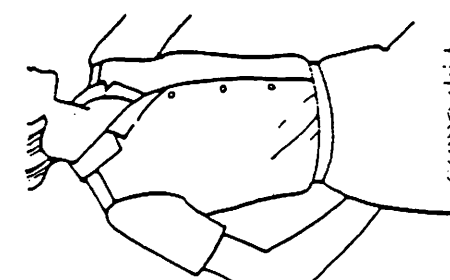
camisole



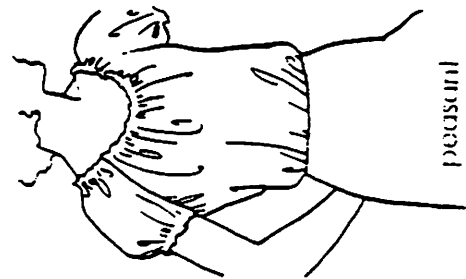
scoop-shell



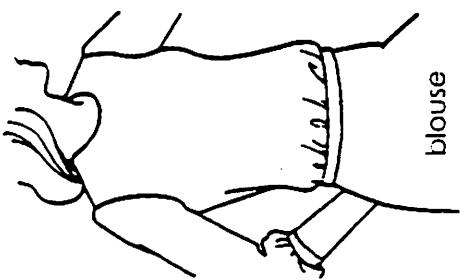
v-shell



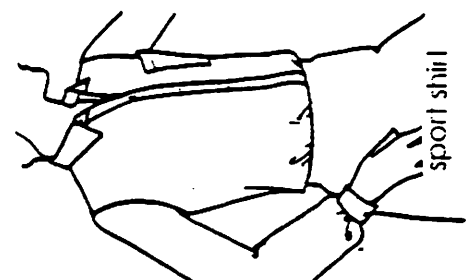
camp shirt



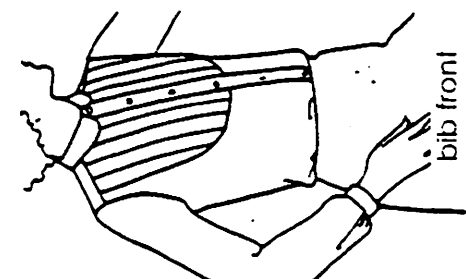
peasant




blouse



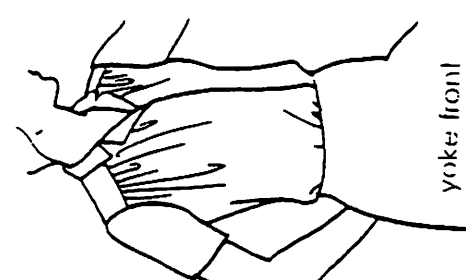
sport shirt



bib front




square

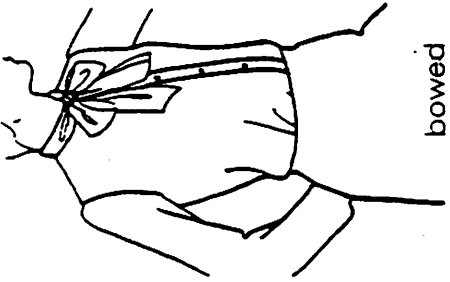


yoke front

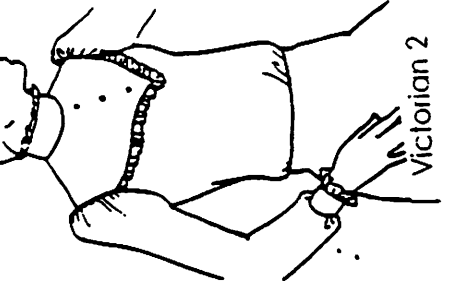
BLouses/SHIRT



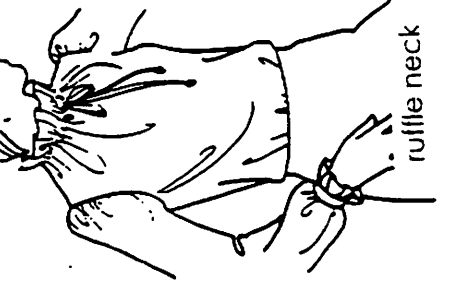
painter's smock



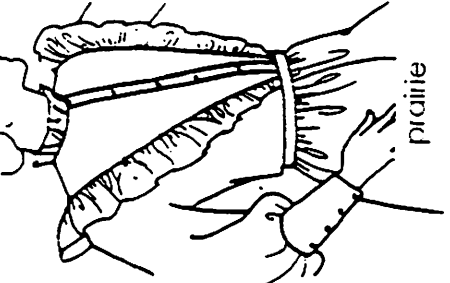
bowed



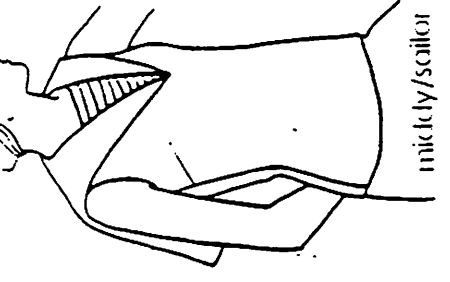
victorian 2



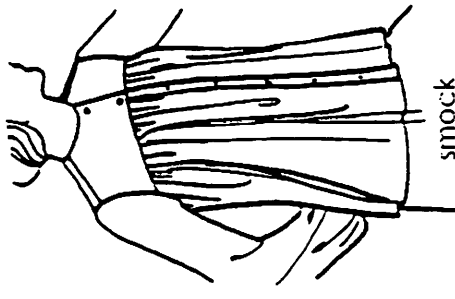
ruffle neck



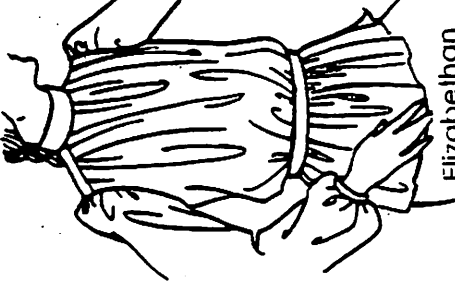
prairie



nautical/sailor



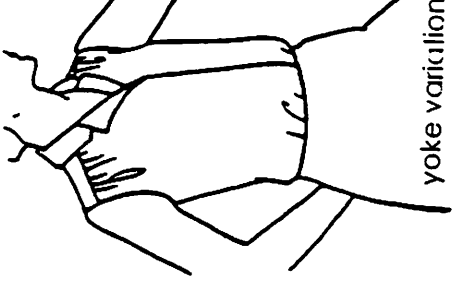
smock



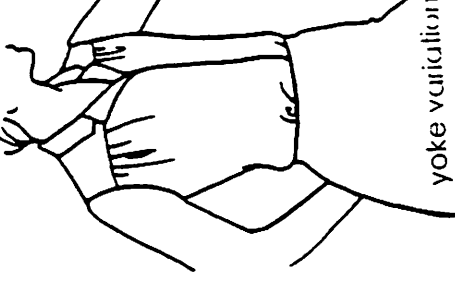
Elizabethan



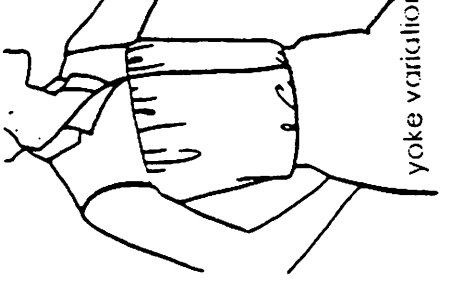
tunic



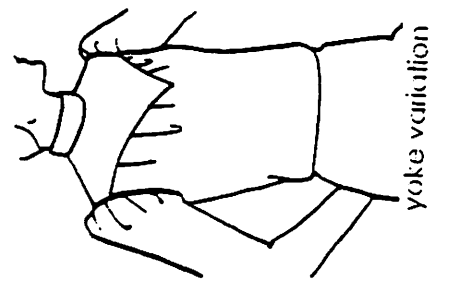
yoke variation



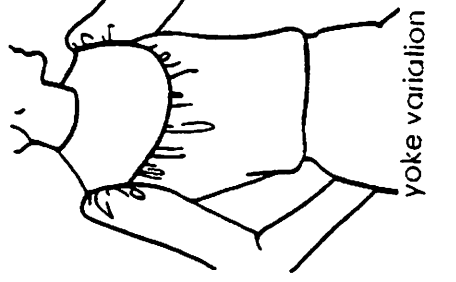
yoke variation



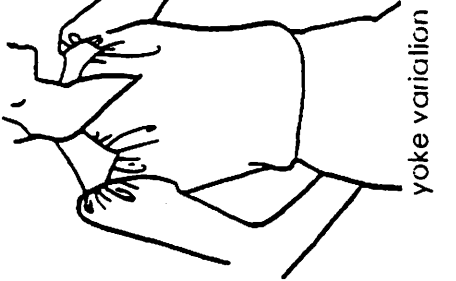
yoke variation



yoke variation



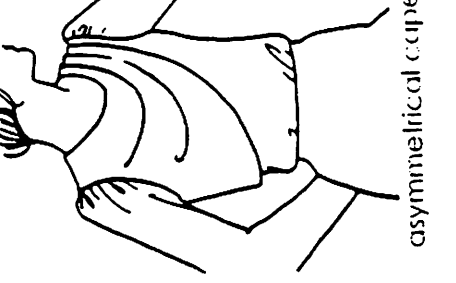
yoke variation



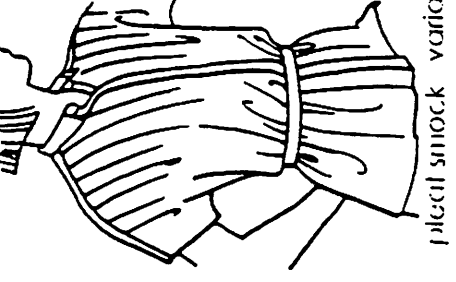
yoke variation



kimono variation




asymmetrical capelet

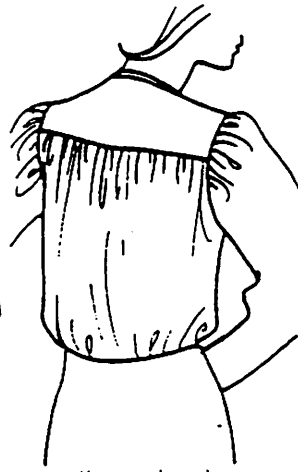


pleated smock variation

BLOUSE/SHIRT BACK VARIATIONS



inverted pleat

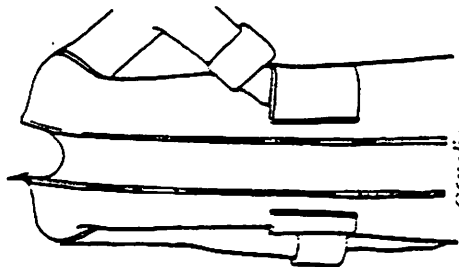


gathered yoke

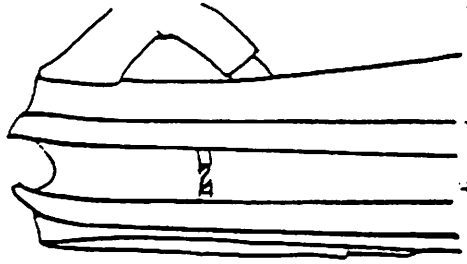


double knife
pleat


COATS



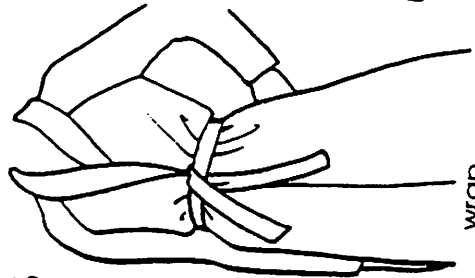
cardigan



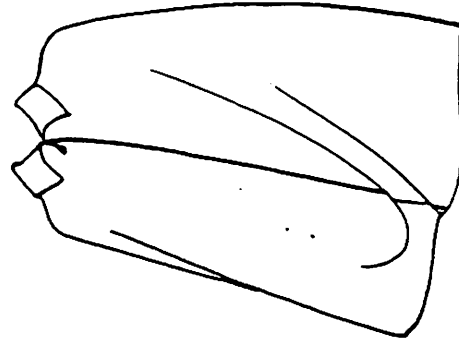
luxedo



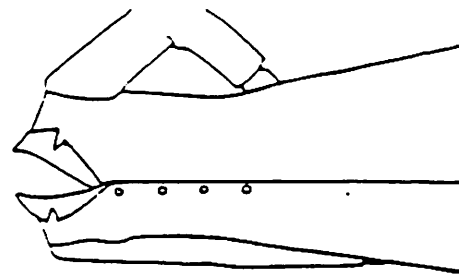
swagger



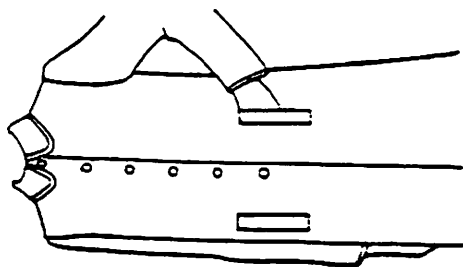
wrap



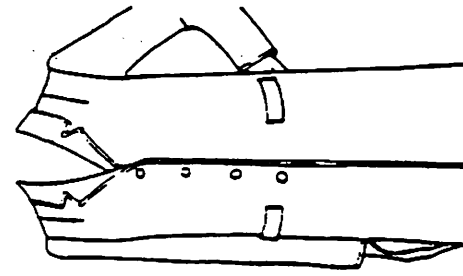
cape



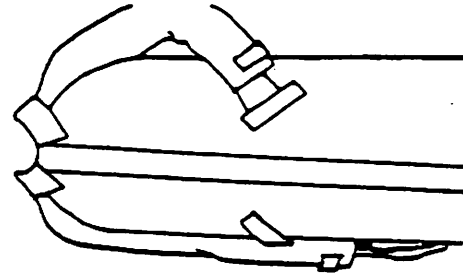
A line



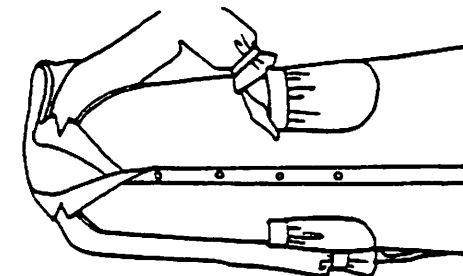
classic straight



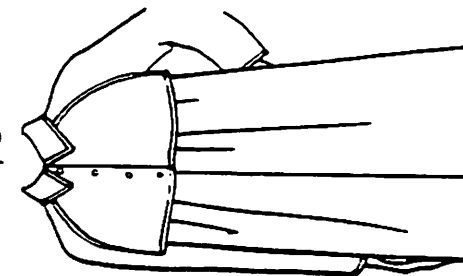
chesterfield



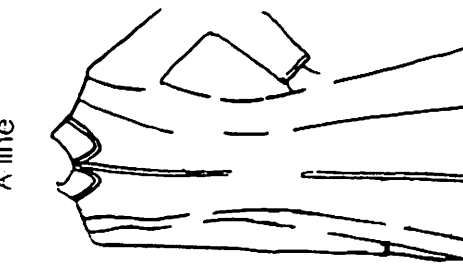
balmain



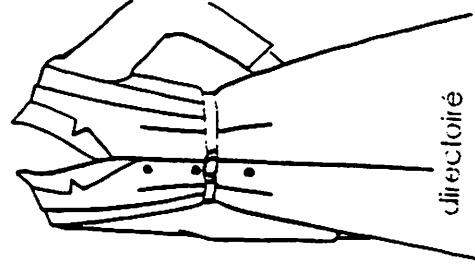
duille sport



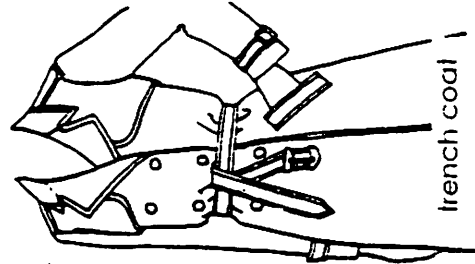
cape top



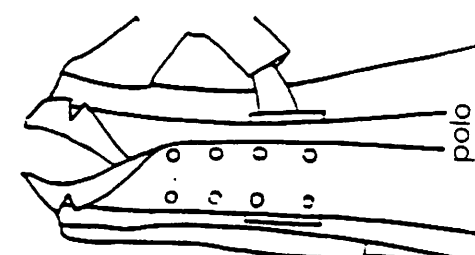
princess



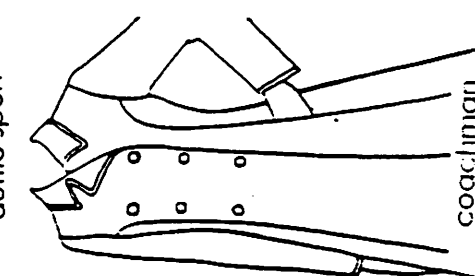
directoire



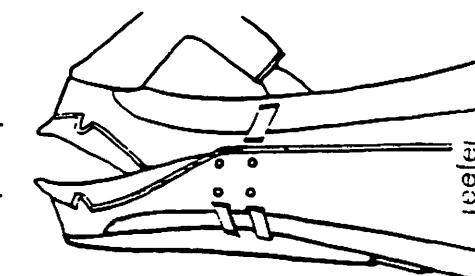
french coat



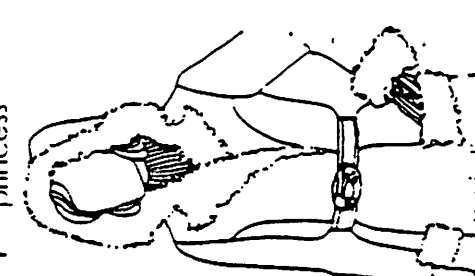
polo



coachman

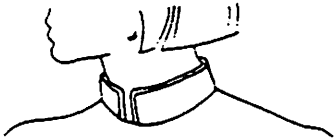


reeler



venturion

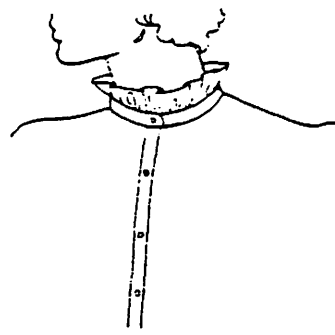
COLLARS



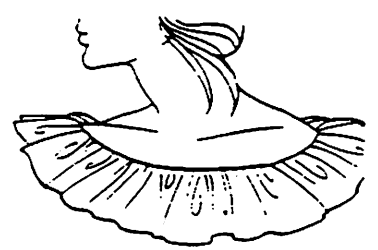
mandarin/Nehru



ruff



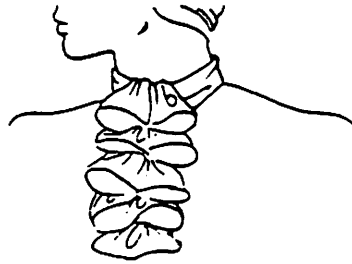
banded ruff



ruffles



ascot



jabot



bow



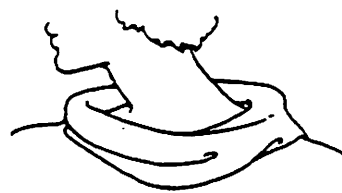
bowed shawl



portrait



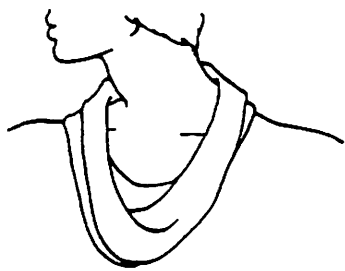
turtle



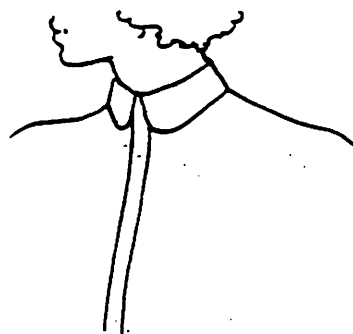
wide cowl




bateau roll




cowl




peter pan




platter




Oliver/puritan



pointed collar with stand



notched




shawl




Italian roll

COLLARS



reverse



Chelsea



middy sailor



tuxedo

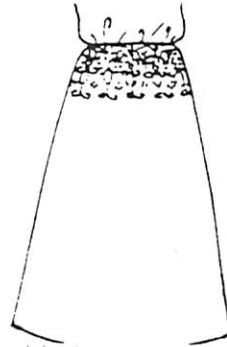
DESIGN DETAIL



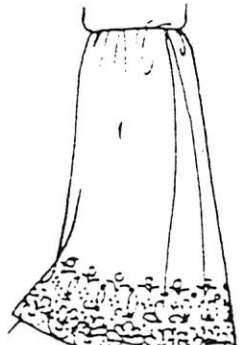
waist border print



hip border print



hip border print



hem border print



small vertical stripe



small horizontal stripe



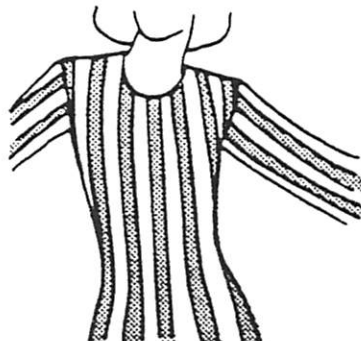
narrow vertical stripe



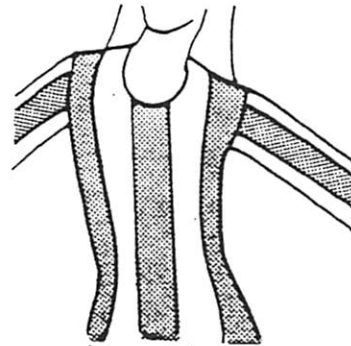
narrow horizontal stripe



medium horizontal stripe



medium vertical stripe



wide vertical stripe



wide horizontal stripe



small plaid




medium plaid




large plaid



DESIGN DETAIL



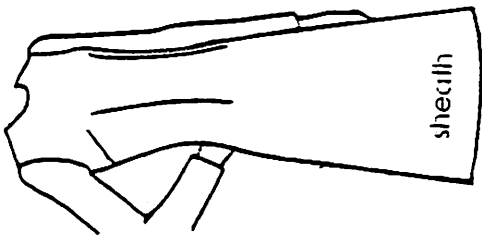
A-line piping



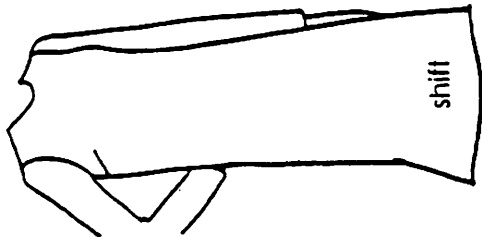
yoke piping



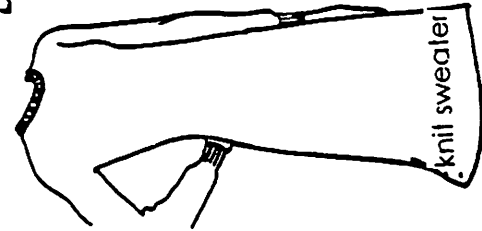
jacket trim




sheath



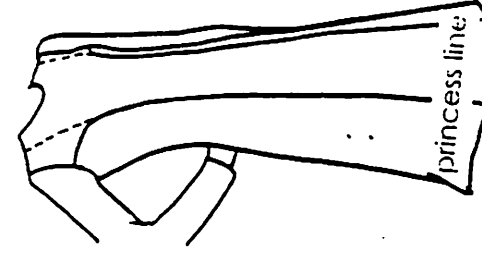
shift




knit sweater




A-line




princess line



flare




leni



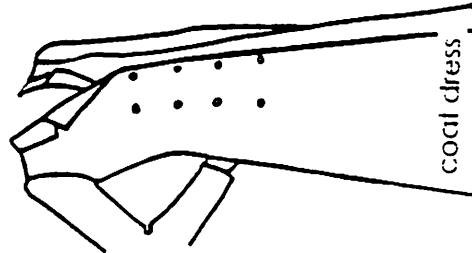
shoulder yoke smock



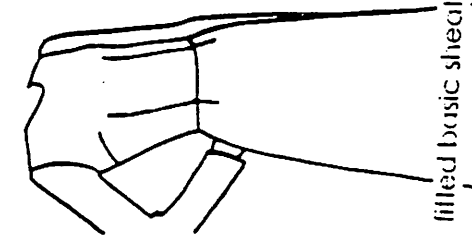
caftan



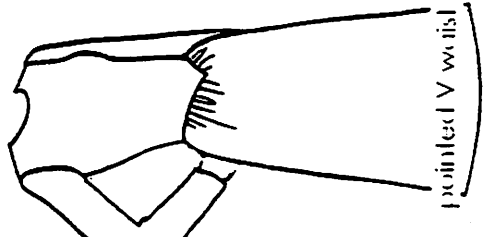
surplice



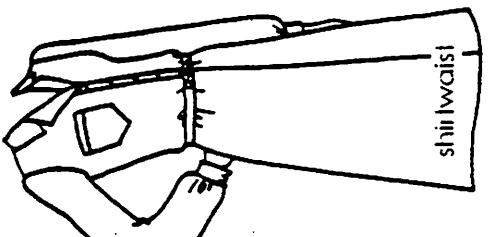
coat dress




filled basic sheath



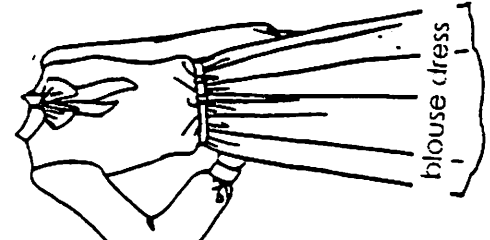
pointed V waist



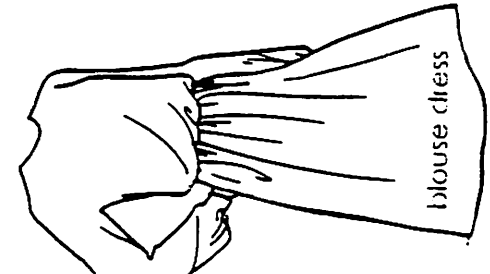
shir waist



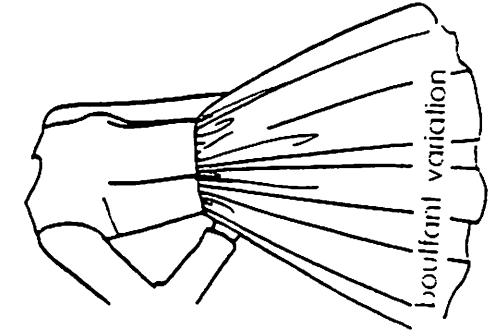
princess



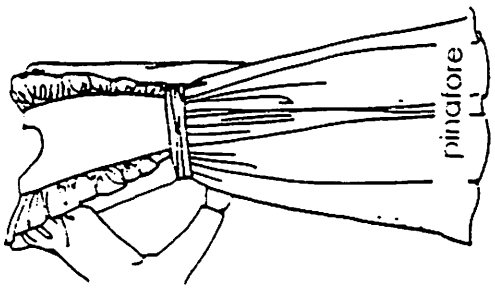
blouse dress



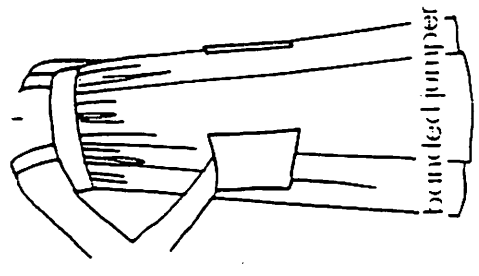
blouse dress



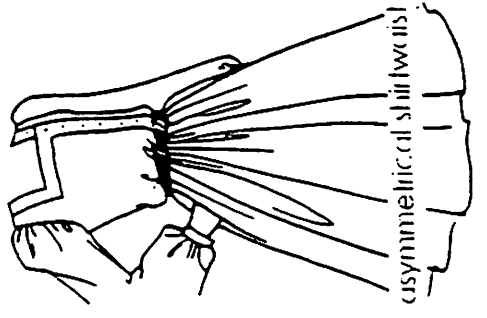
bouffant variation



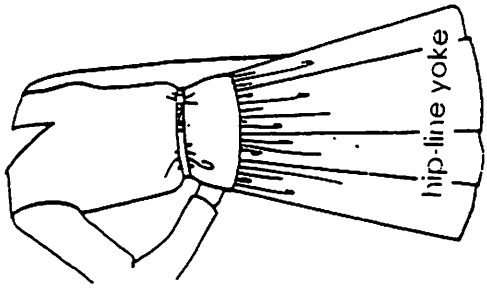
pinafore



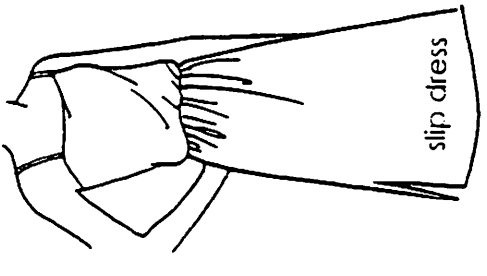
banded jumper



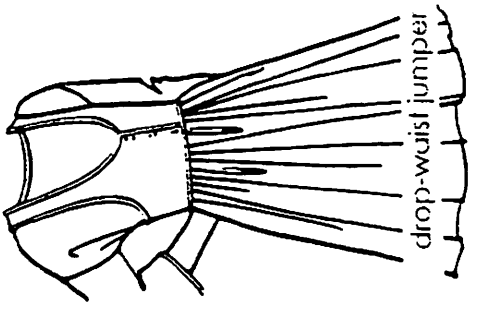
asymmetrical shirtwaist



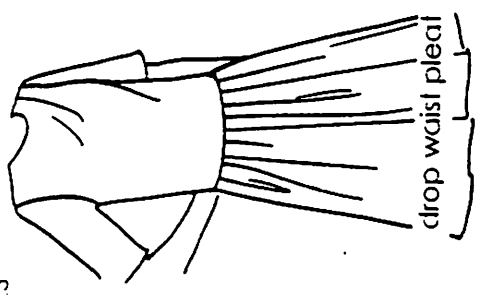
hip-line yoke



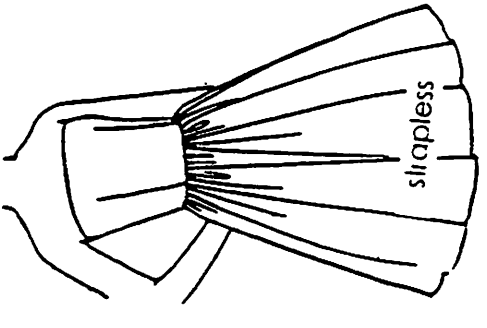
slip dress



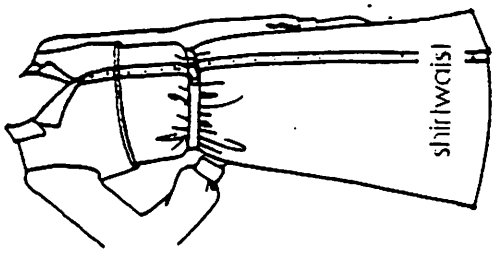
drop-waist jumper



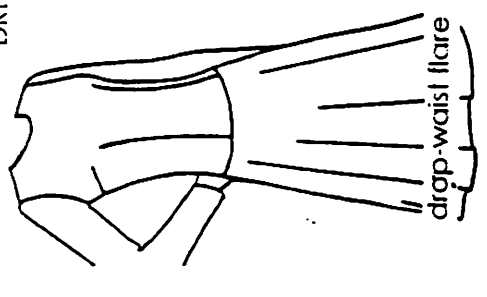
drop waist pleat




strapless




shirtwaist



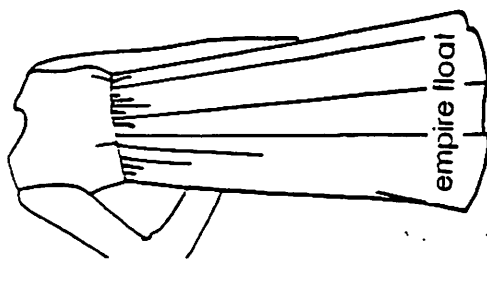
drop-waist flare



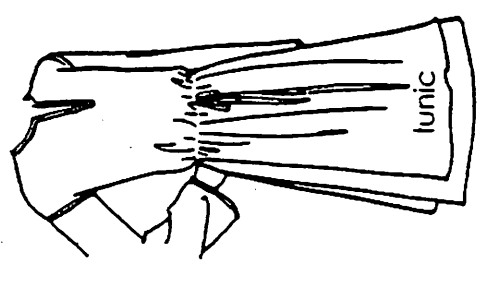
jumper



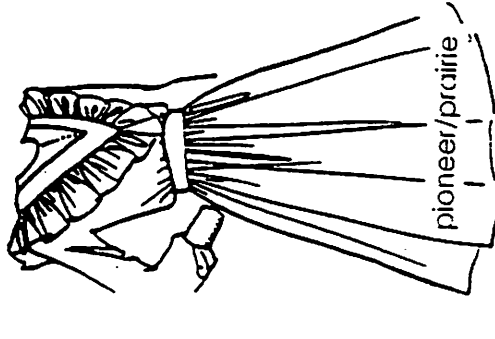
shoulder drape asymmetrical



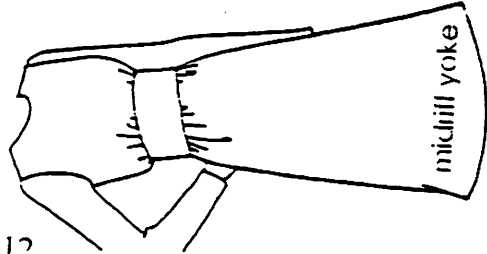
empire float



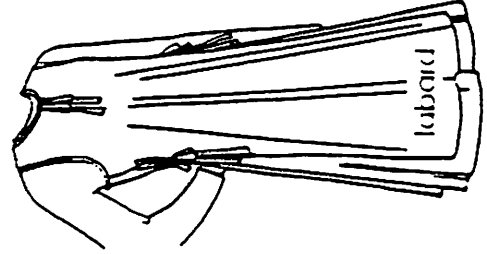
lunic



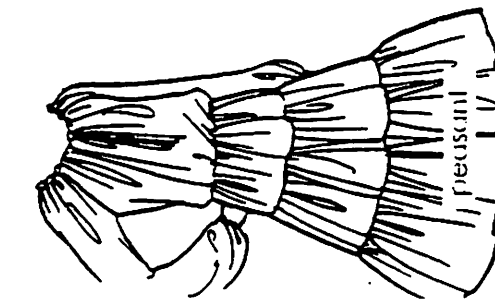
pioneer/prairie



midriff yoke



labard



peasant

HATS



Juliette cap



knit helmet



cuffed ski



rolled ski



bonnet



beret




turban



toque




pill box



military (army)



fez




cloche



coolie




jockey



crew



fur-trimmed crew



small-brim



medium-brim




slouch



fedora

HATS




derby



Breton



sailor



picture




cartwheel



visor

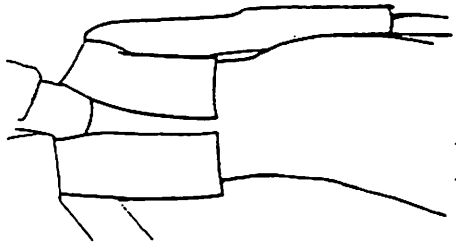


bandanna visor

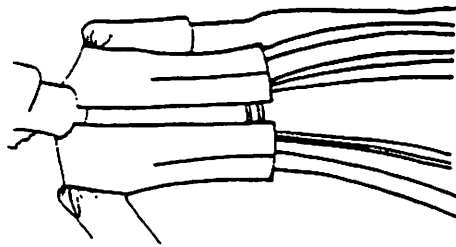


hood

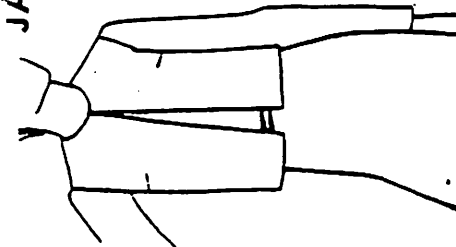
JACKETS



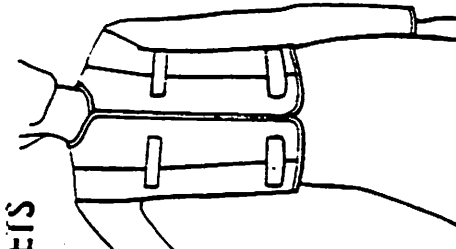
bolero



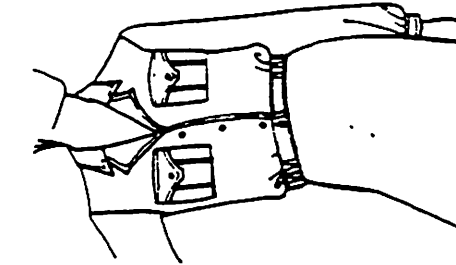
dressmaker



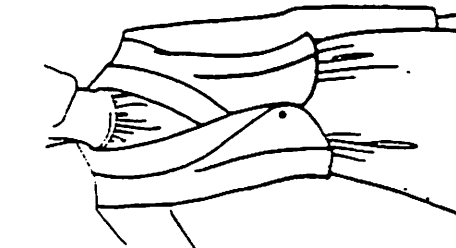
box



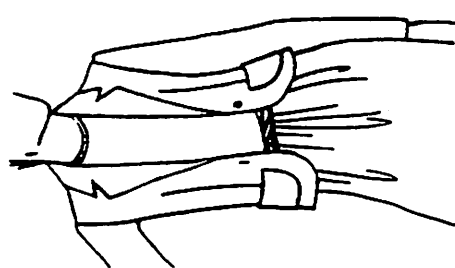
Chanel



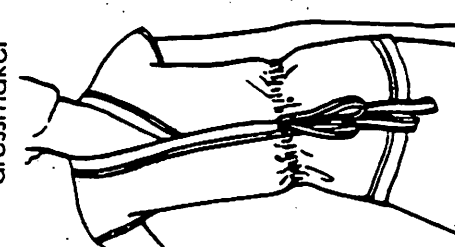
aviation/bomber



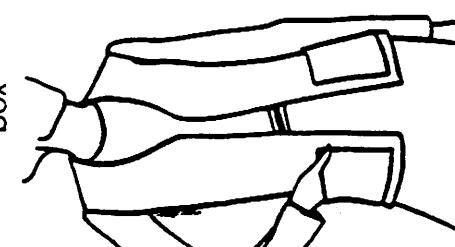
short blazer



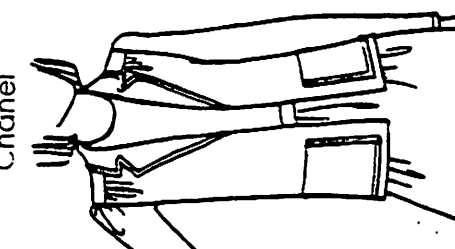
high hip filled blazer




cap sleeve



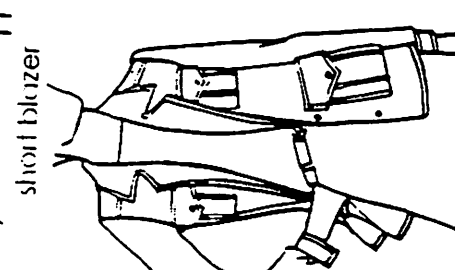
cardigan



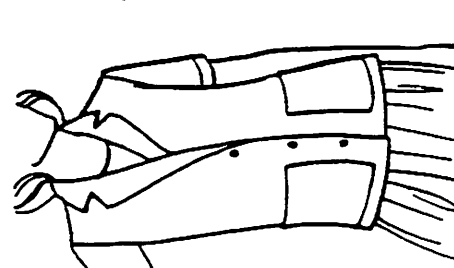
loose unlined A line



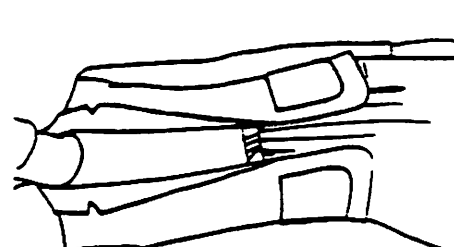
wrap



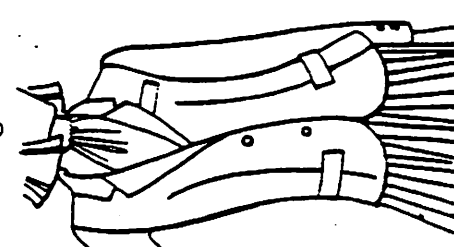
safari



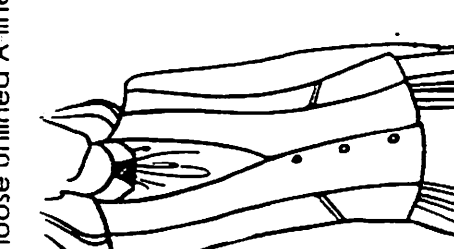
straight blazer



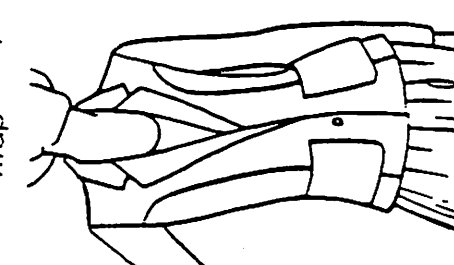
semi-filled blazer



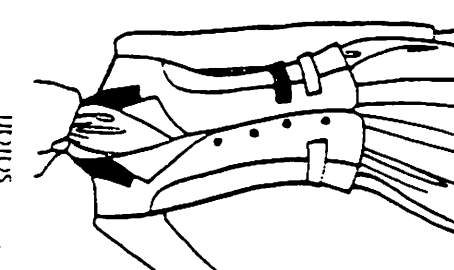
filled blazer



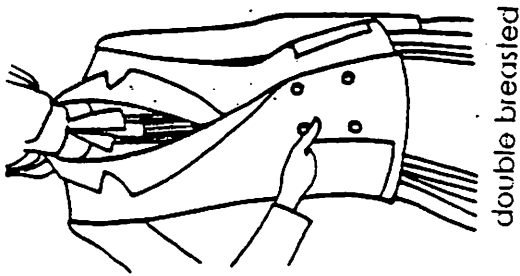
variation




princess line blazer




hacking



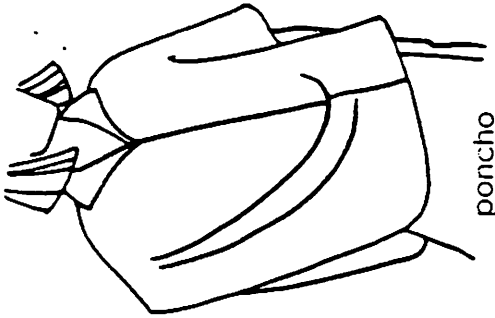
double breasted



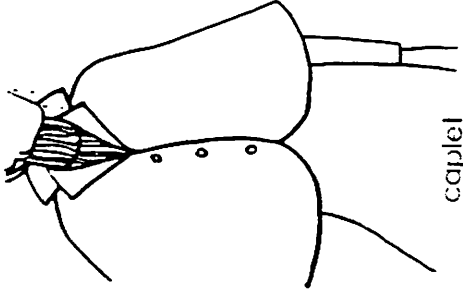
pea jacket



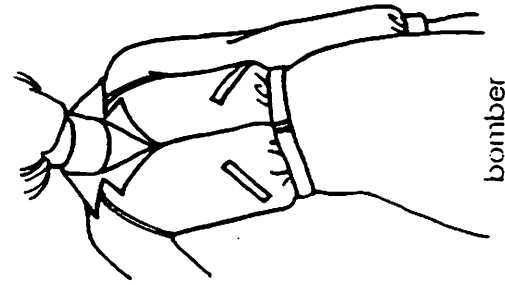
shawl stole



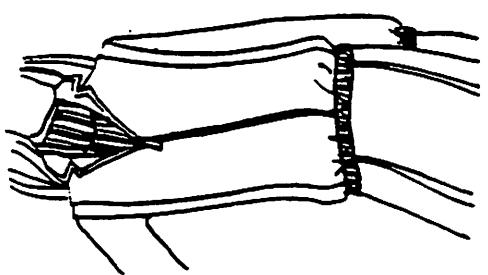
poncho



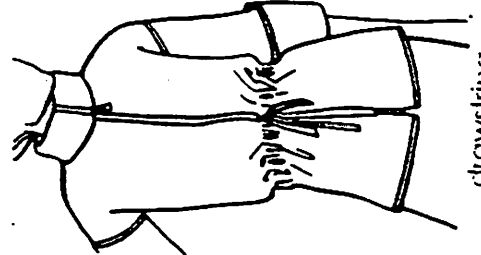
caplet



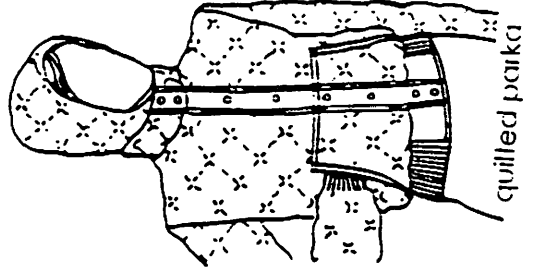
bomber



elastic waist jacket

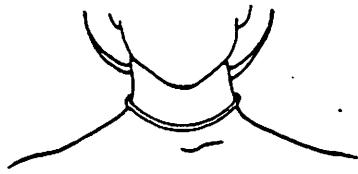


drawstring

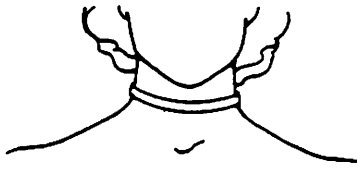


quilted parka

JEWELRY



narrow choker



medium choker



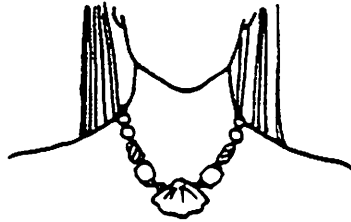
heavy choker



asymmetrical variation



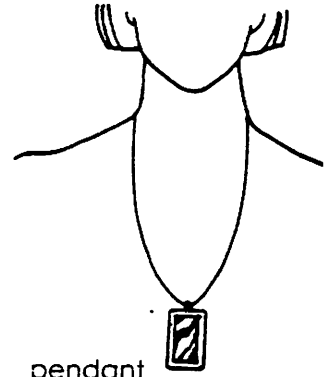
necklace lengths



shell & wood costume



jewel costume



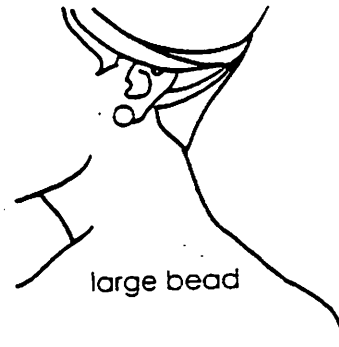
pendant



small bead



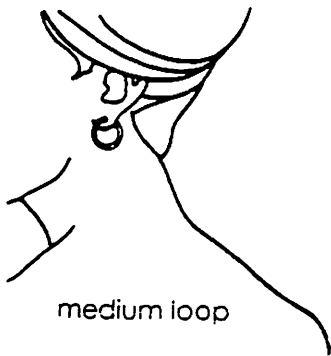
medium bead



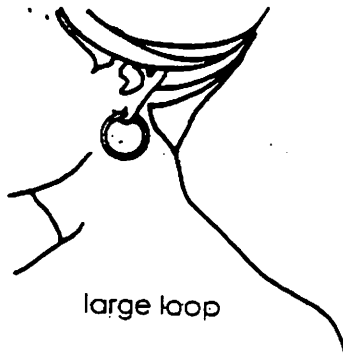
large bead



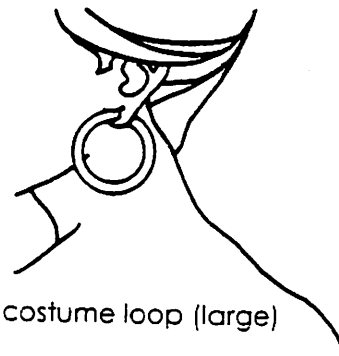
small loop



medium loop



large loop



costume loop (large)



medium drop



small drop



large drop



short dangle jewel



medium dangle jewel

JEWELRY




long dangle jewel



shell shell



knot



paisley




oval



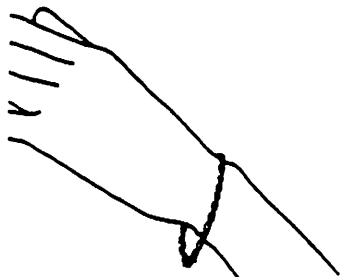
dainty dangle multiple-chain



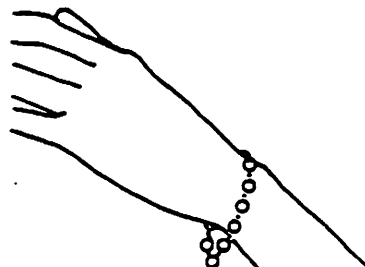
dainty dangle single-chain



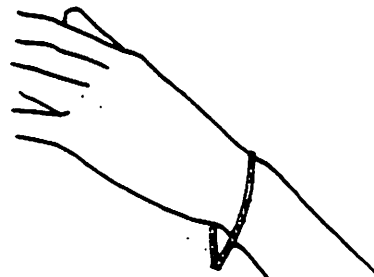
large narrow loop



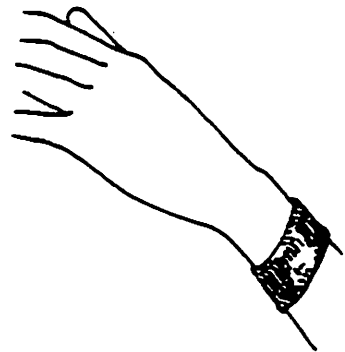
metallic chain



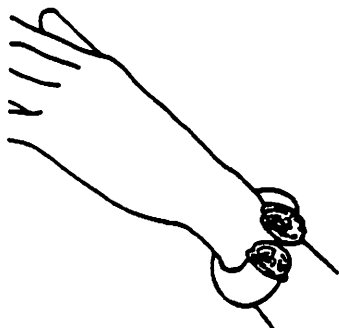
pearl



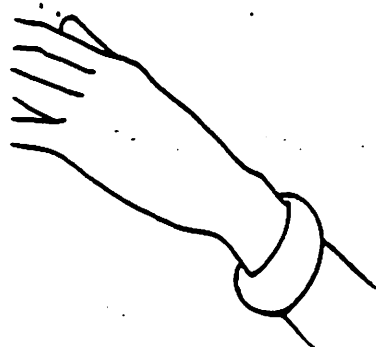
medium flat chain



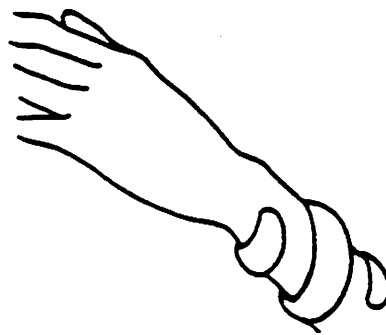
metallic expansion



ivory & silver wide



wide metallic



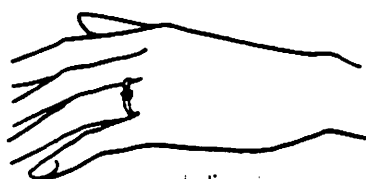
spiral




charm



rhinestone band



delicate




narrow band

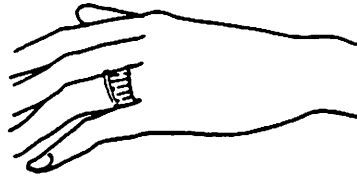


medium band


JEWELRY



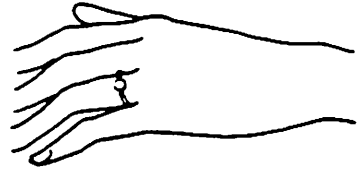
dome variation



flat variation

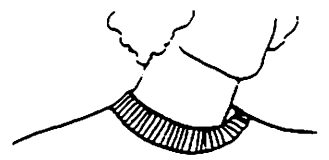
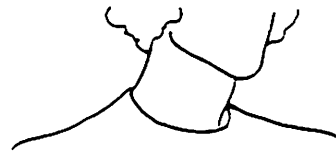


large ornate




pearl basic

NECKLINES



strapless



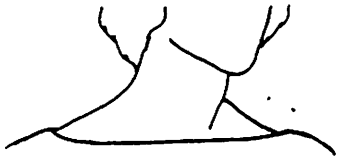
asymmetrical
one-shoulder



jewel



crew



bateau/boat/Sabrina




wide scoop




low wide scoop



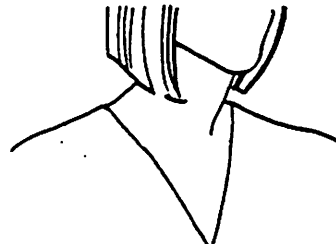
U scoop




bib



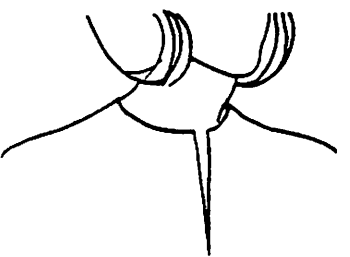
square



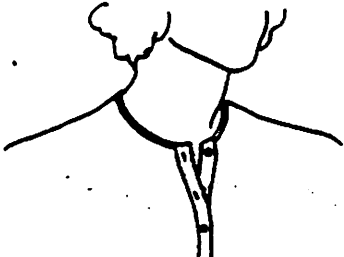
v-neck



décolleté




slit



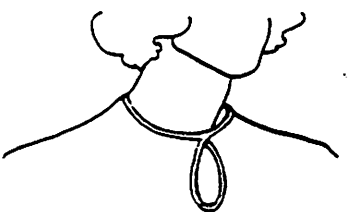
henley



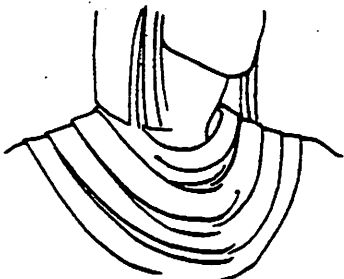
cardigan



sweetheart



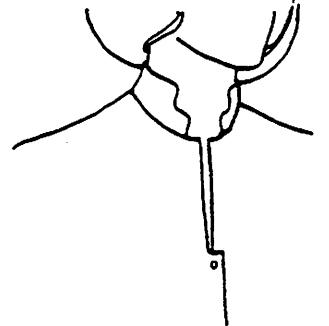
keyhole



wide draped




halter variation

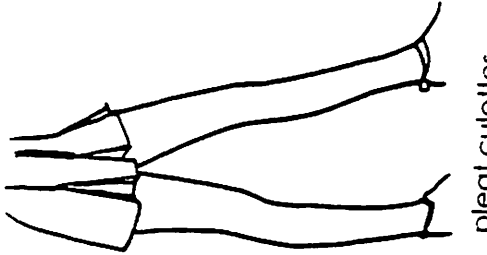


soft variation

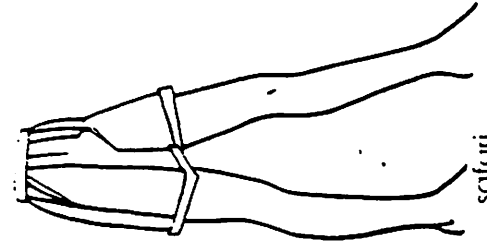
SHORTS



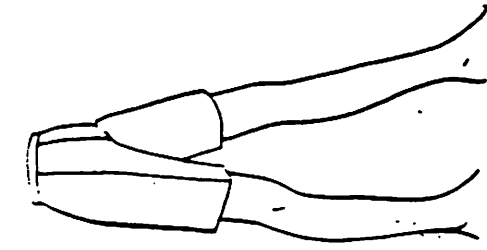
boy shorts



pleat culottes

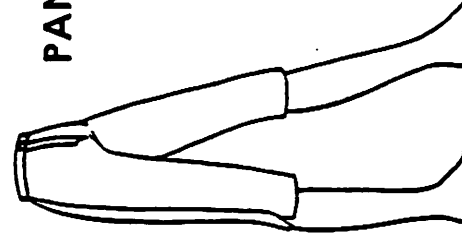


safari

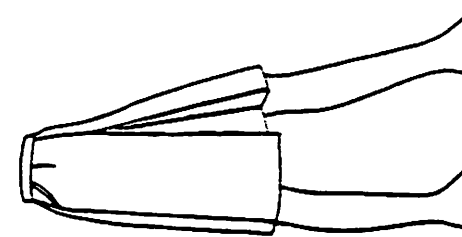


Jamaica

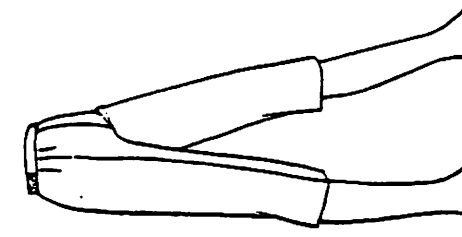
PANTS



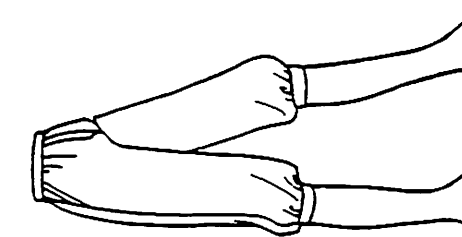
deck pants



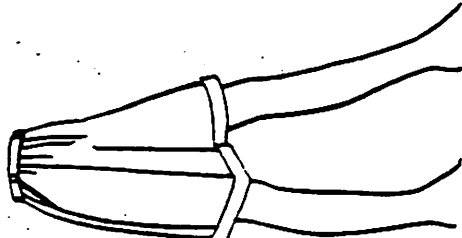
culottes



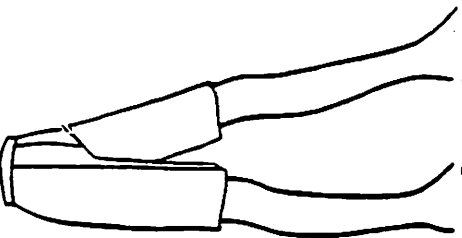
pedal pushers



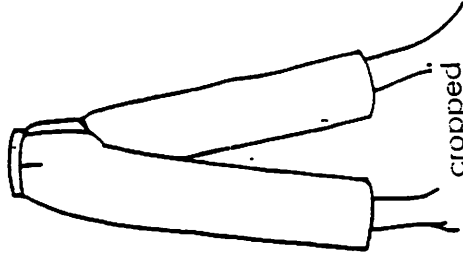
knickerbockers




walking shorts




Bermuda




cropped




no waistband



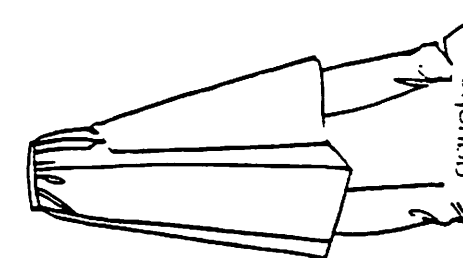
hip hugger



elasticized



gaucho with cuff




gaucho




logging




drawstring




capri




pegged




stirrup



straight leg



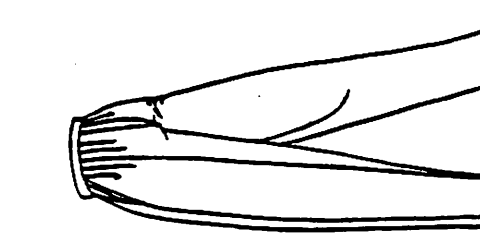
jeans



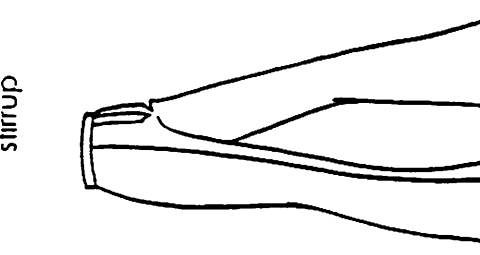
gathered



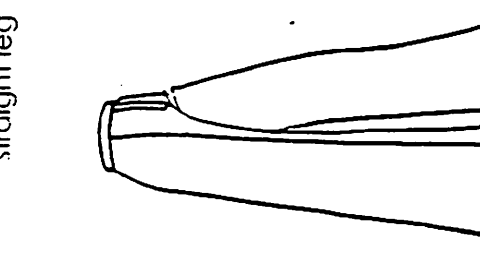
yoke



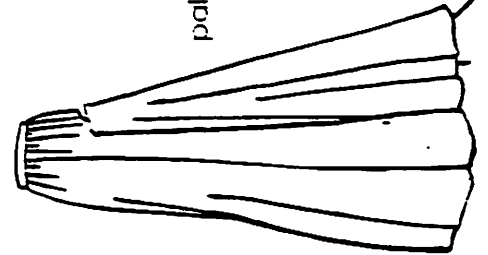
pleat-front




bell-bottom



flared

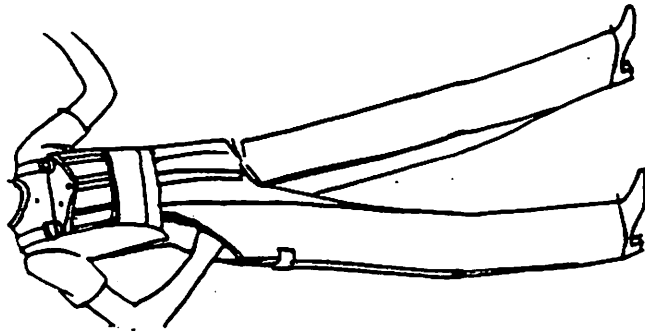


palazzo

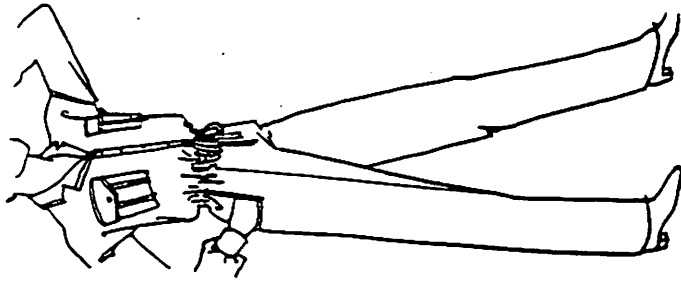


harem

JUMPSUITS



overalls

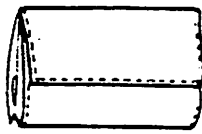


jumpsuit

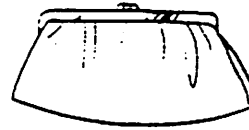
PURSES/HANDBAGS



small envelope clutch



medium envelope clutch



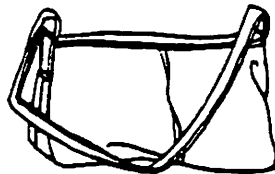
frame clutch variation




frame clutch variation



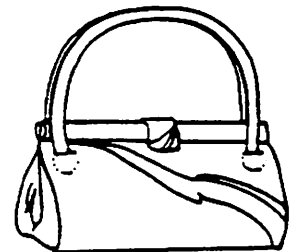
pouch clutch




hobo




envelope with handle



satchel




swagger



box



pouch




tote bag




safari/caravan




baguette




large shoulder strap




hand-tooled leather




small bag/shoulder strap



barrel

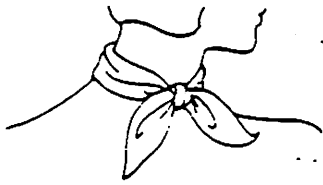


brief case/attaché

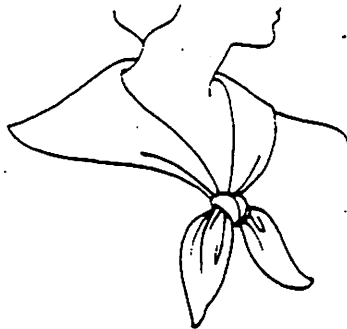


sisaw


SCARVES



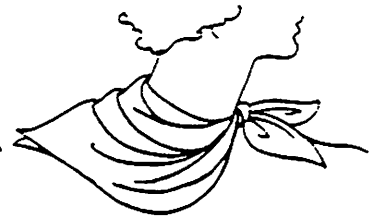
sporty high-tie



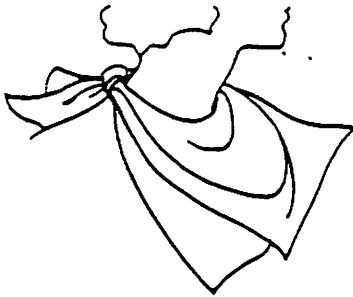
girl scout



side-tie western



side-tie/shoulder drape



back-tie/bandit



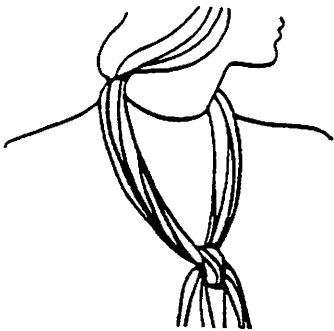
ascot



looped jabot



medium-low knot



low-knot



side-wrap tie



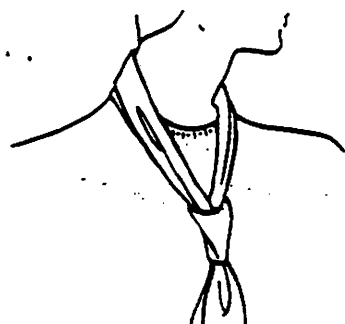
stock tie



double-wrap jabot



hacking



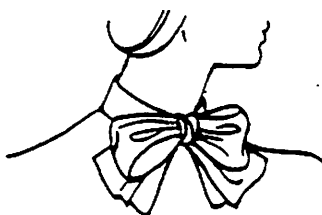
man tied



man tailored tie



double-wrap 1/2 bow



bow



loose low bow




knotted twist



twisted

SHOES/BOOTS



ballerina flat




basic slip-on
flat/skimmer



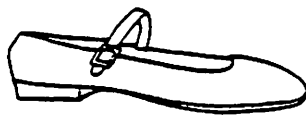
wing-tip




bowed tuxedo



narrow wedge



Mary Jane



moccasin



top-sider



loafer




tassel loafer



buckle loafer



wedgie



canvas espadrille



clog



blucher oxford



saddle oxford




wing-tip oxford



balmoral




jogging shoe

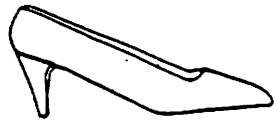


tennis shoe

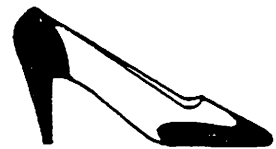
SHOES/BOOTS



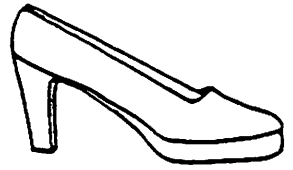
earth shoes




classic pump



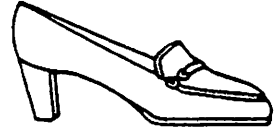
spectator




platform pump



spectator sport



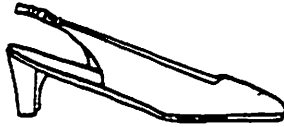
business walker




moccasin sport



oxford walker



sling-back pump




Chanel sling



open-toed pump




open-toed d'Orsay



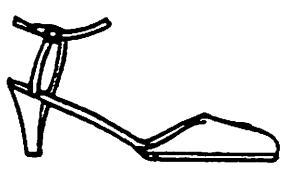
open-toed sling



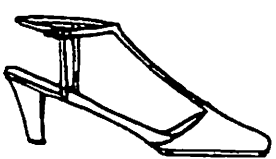
instep strap/
Mary Jane pump



high-ankle strap




low-ankle wrap



T-strap



thong



flat sandal

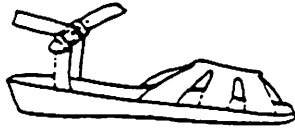


strappy flat


SHOES/BOOTS



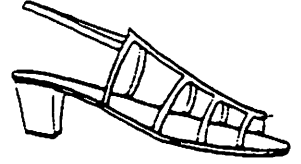
moccasin



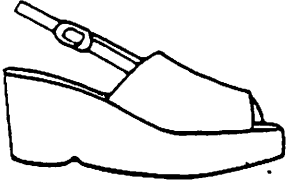
low-wedge sandal



wedge sandal



city sandal




platform sandal



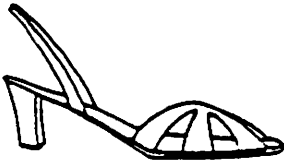
scuff



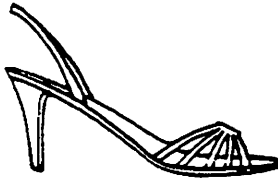
mule



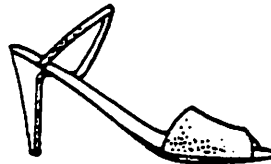
stacked heel sandal




mid-high dress sandal



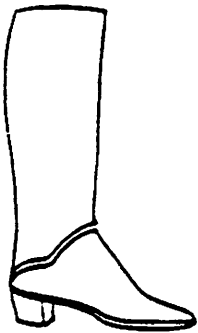
high heel summer shell



dressy evening sandal



jodhpur



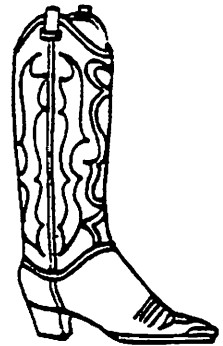
high-top walking




high-top sport



high-top dress

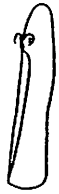


western



hiking

SHOES/BOOTS



balletina flat



basic slip-on flat/shimmer



wing lip



trowed tuesday



narrow wedge



Mary Jane



moccasin



top-sider



loafer



lastel loafer



buckle loafer



wedge



canvas espadrille



clog



blucher oxford



saddle oxford



wing-tip oxford



traditional



purgling oxford



leather oxford

SHOES/BOOTS



earth shoes



classic pump



shoe with black toe cap



simple dress shoe



spectator sport



business walker



moccasin flat



Mary Jane walker



sling-back pump



chisel-heel



open-heel pump



simple dress shoe



open-lobed sling



instep strap/Mary Jane pump



high crinkle-strap



shoe with strap across foot




shoe with strap



shoe with strap



shoe with strap



shoe with strap



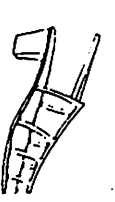
huarache



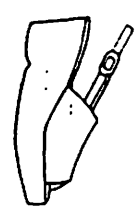
low-heeled summer shoe



wedge sandal



city sandal



platform sandal



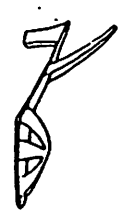
scuff



mule



staked heel sandal



mid-high dress sandal



high-heeled summer shoe



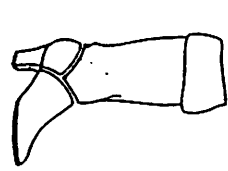
dressy evening sandal



jodhpur




high-top walking



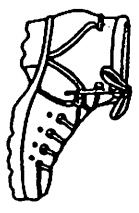
high-top sport



high-top dress



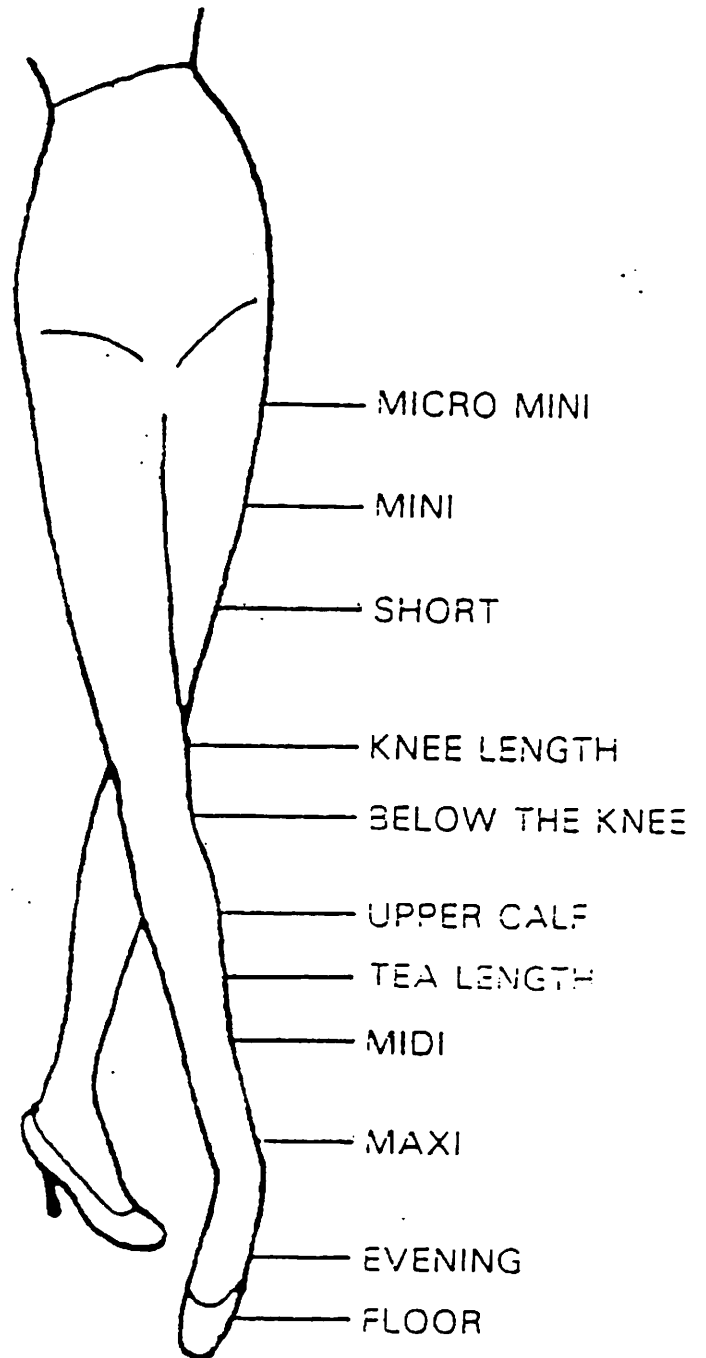
western



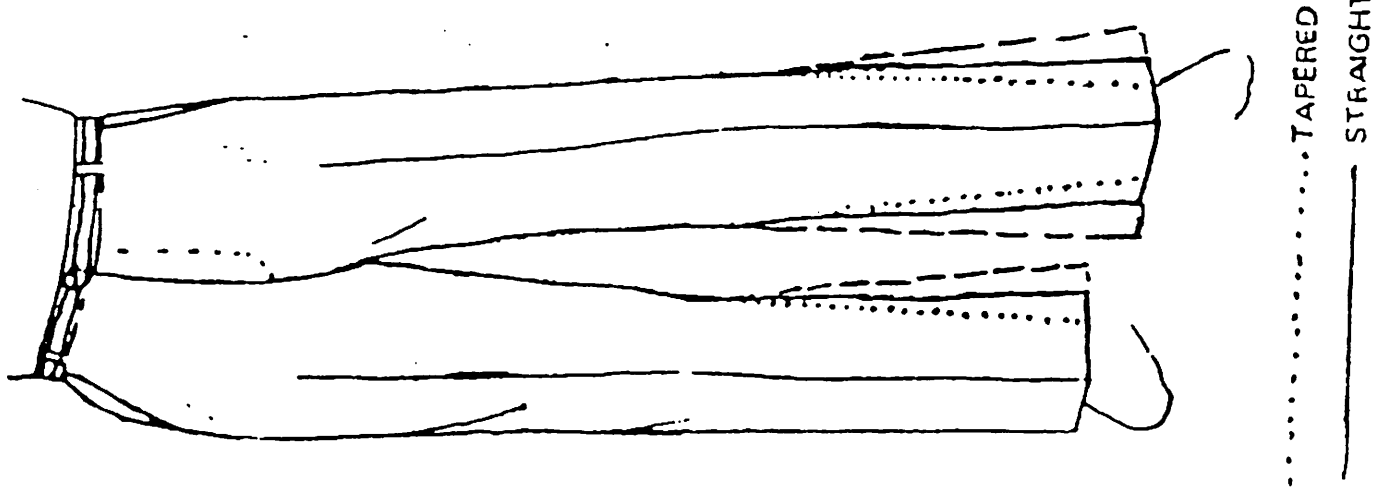
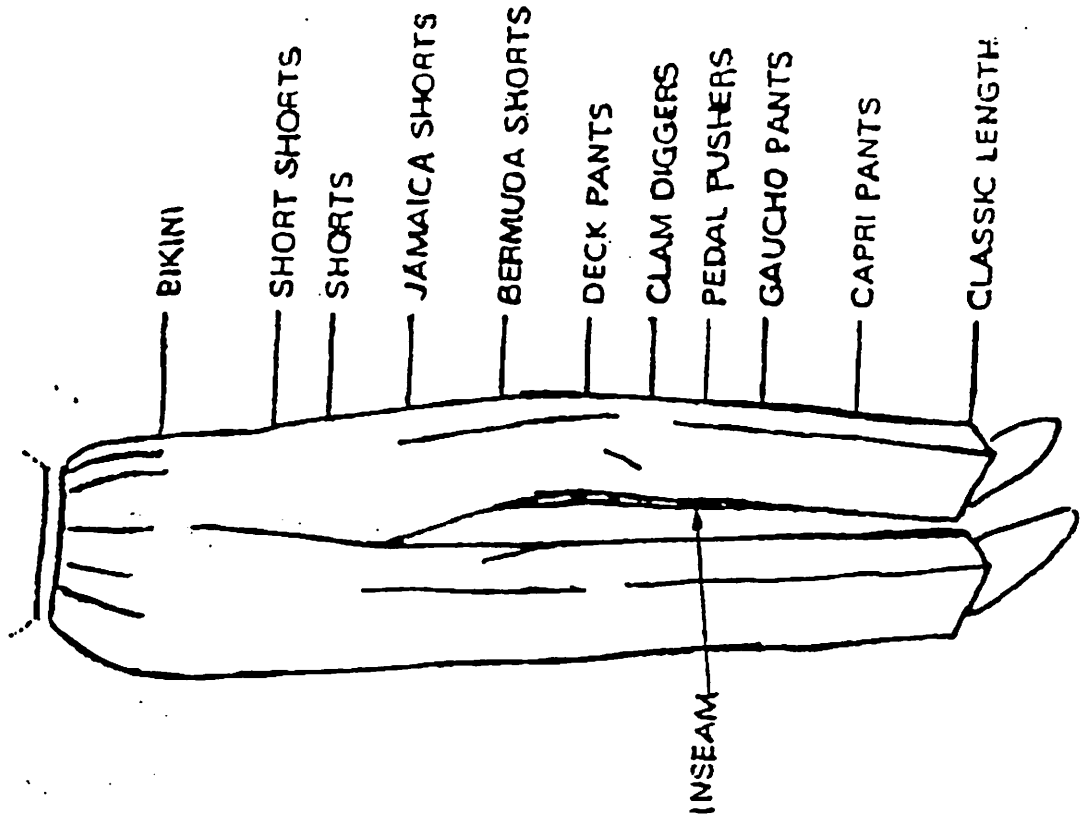
hiking

Design Details

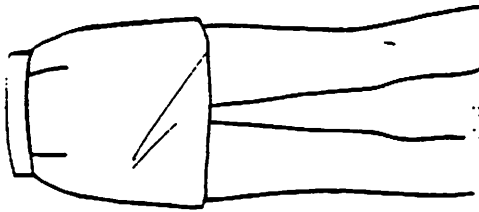
Skirt Lengths




Pant Styles



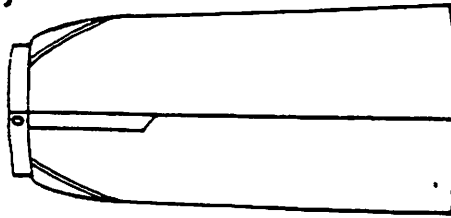
SKIRTS



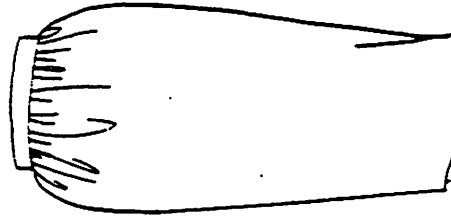
mini



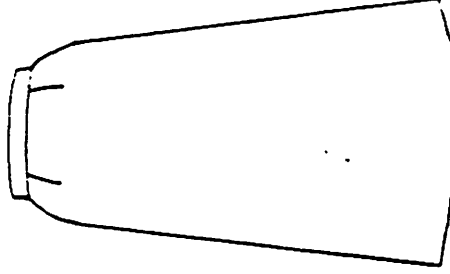
straight sheath



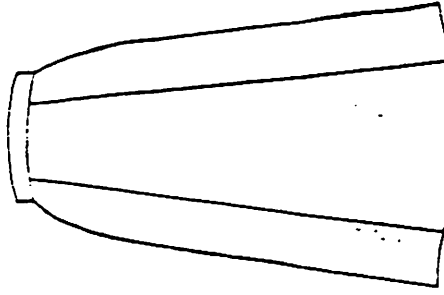
straight trouser



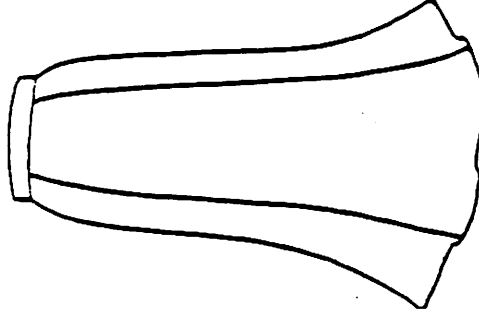
pegged



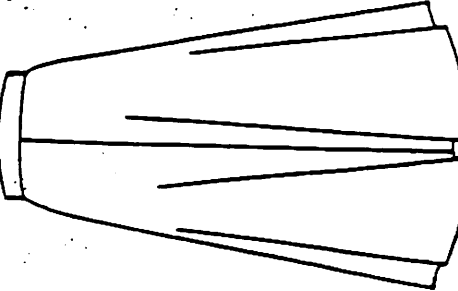
A line



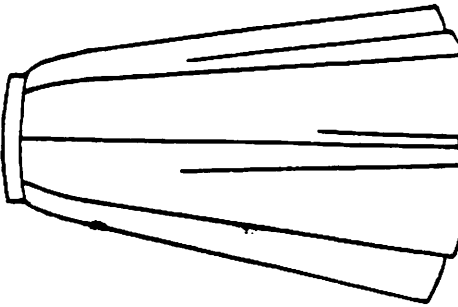
6 gore A line



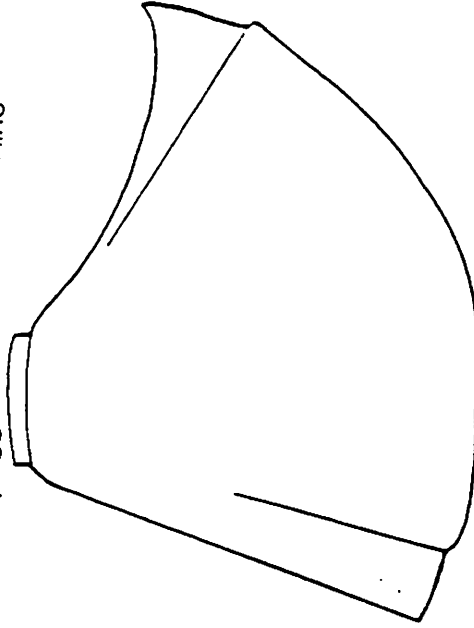
6 gore trumpet




4 gore flare



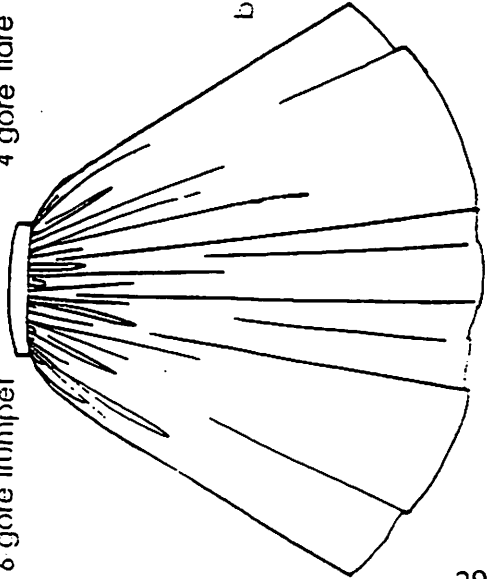
8-gore flare



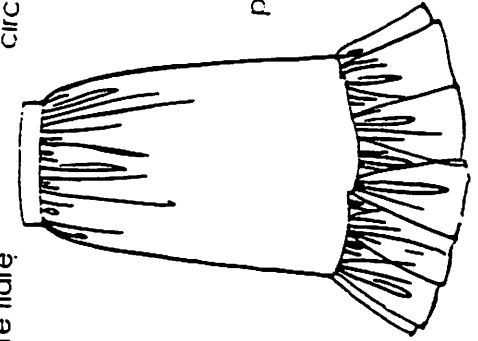
circular



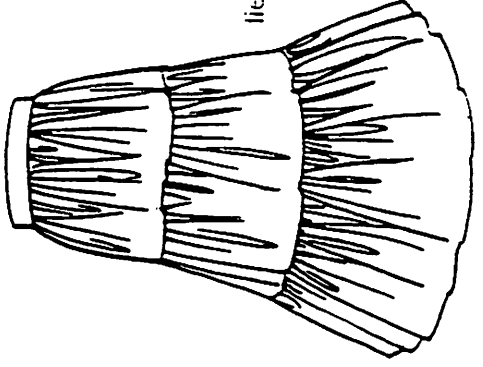
cinched



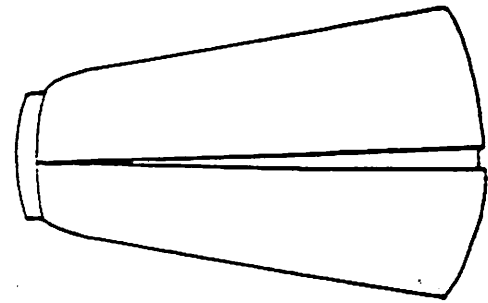
bouffant



prairie



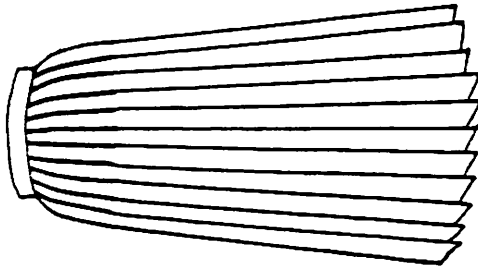
tiered



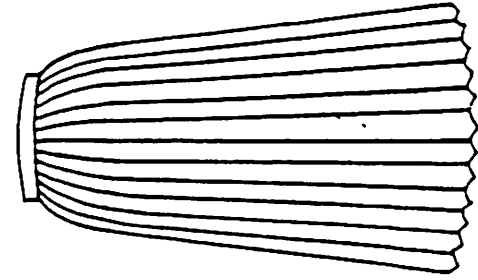
knife pleat/soft A-line




stitched-down front pleat



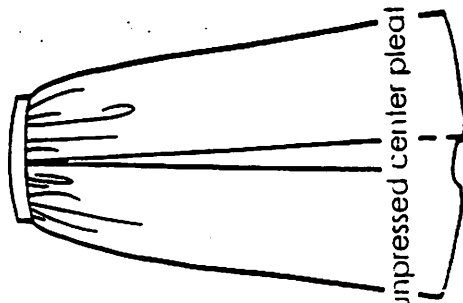
stitched-down knife pleat



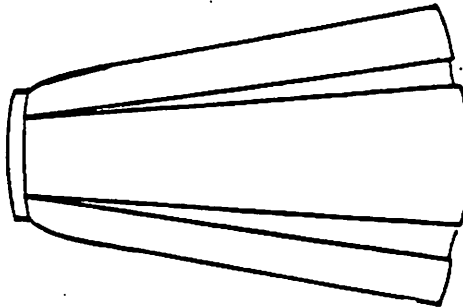
umbrella pleat



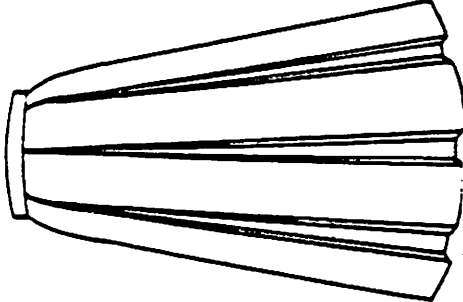
soft unpressed pleat



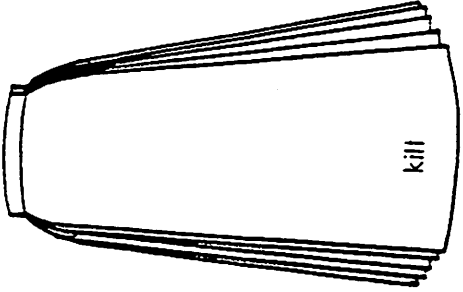
unpressed center pleat



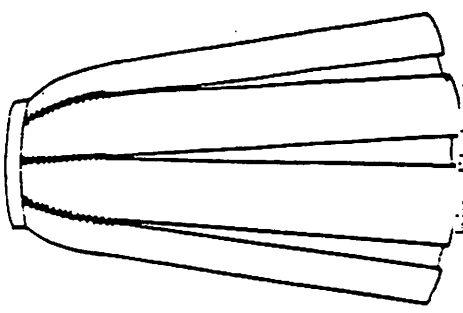
4-gore inverted box pleat



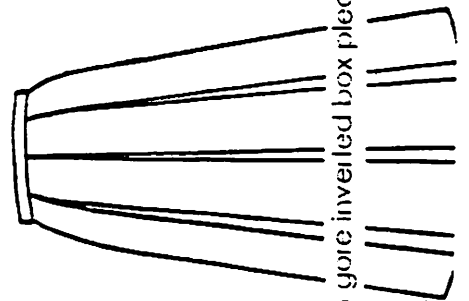
box cluster pleat



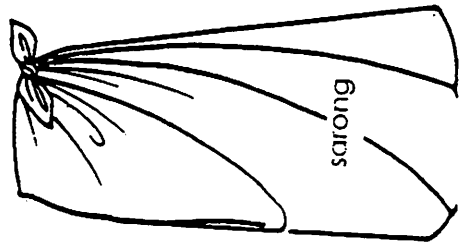
kilt



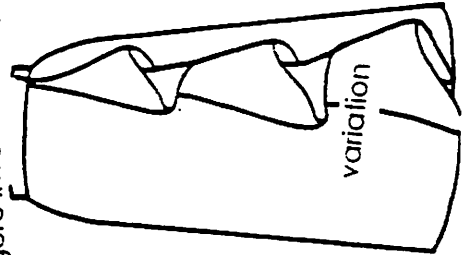
hip-slit pleat



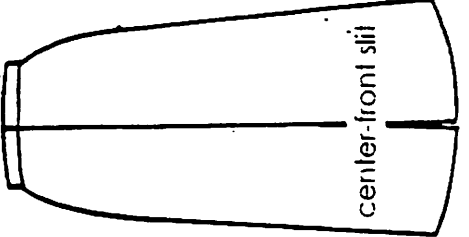
6-gore inverted box pleat



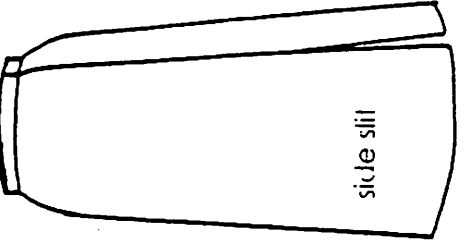
sarong



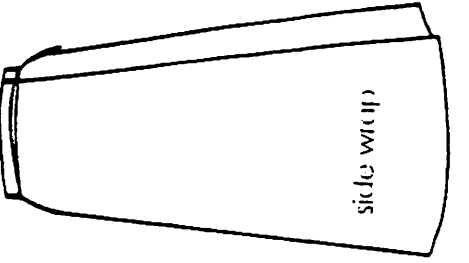
variation



center-front slit




side slit

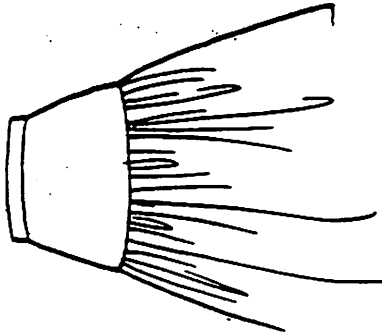


side wrap

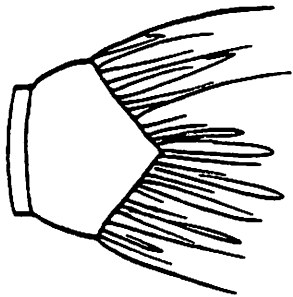
SKIRTS



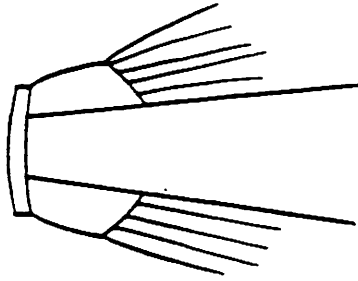
no waistband



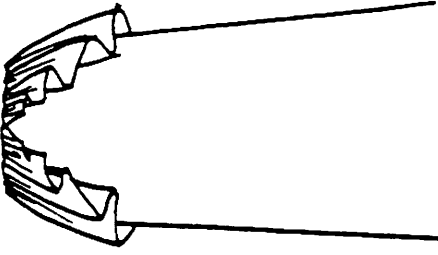
yoke



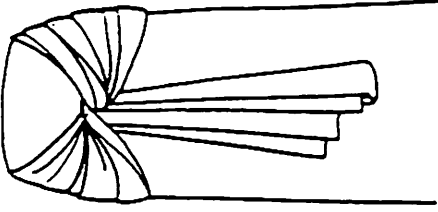
"V" yoke



partial yoke



peplum




draped hip


SLEEVES



halter




sleeveless



cap/French



pinafore ruffle




short set-in



petal




gathered cap



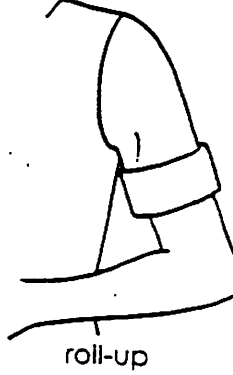
butterfly




puffed



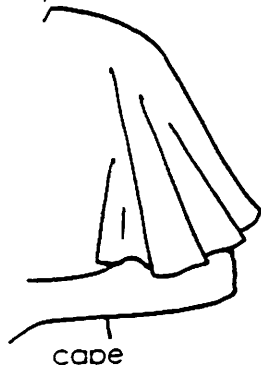
kimono



roll-up



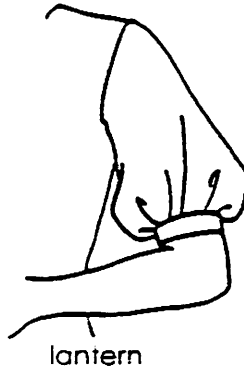
bell



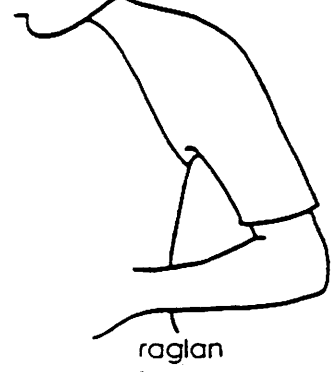
cape



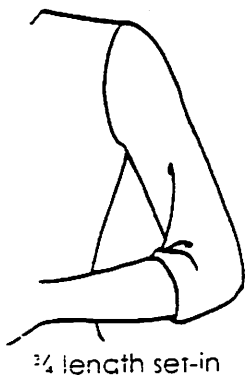
melon/balloon




lantern




raglan




3/4 length set-in



3/4 flounce

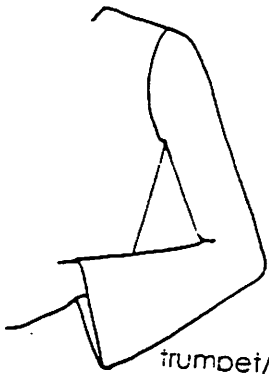


long set-in




long fitted

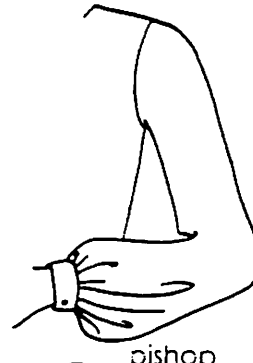
SLEEVES



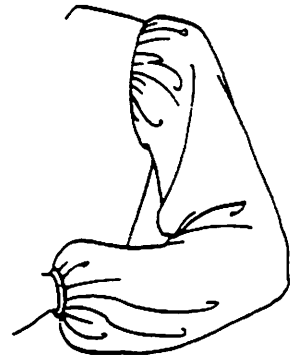
trumpet/pagoda




tailored shirt




bishop



puffed



leg-of-mutton



Juliet



drop-shoulder



dolman




batwing




dolman



ruffle cuff



button-tab & epaulet



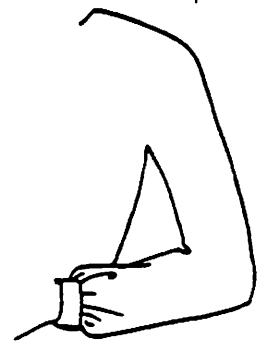
gauntlet




shoulder flange



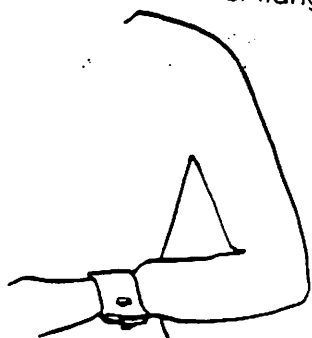
gathered binding



plain barrel band



button notched cuff



french cuff

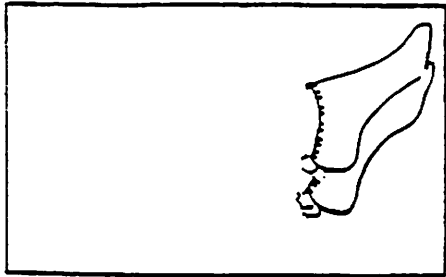


fitted cuff




ruffed band

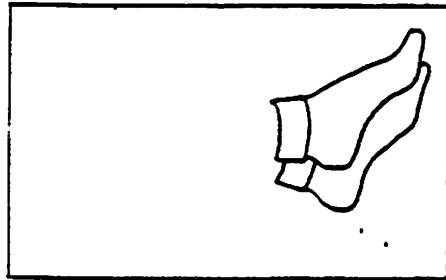
SOCKS



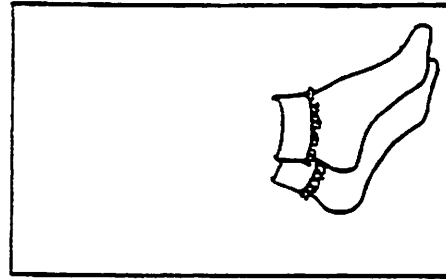
pedis



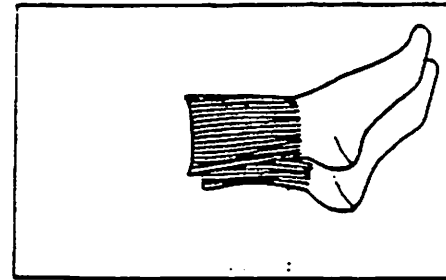
anklets/band



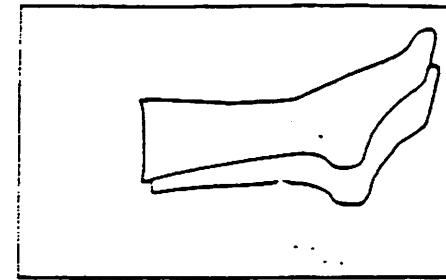
fold down ankle



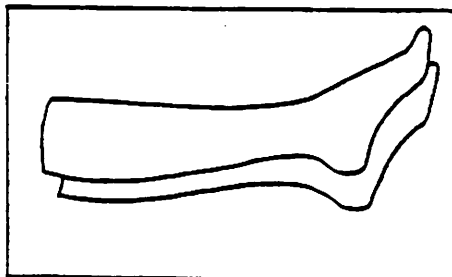
lace cuff anklets



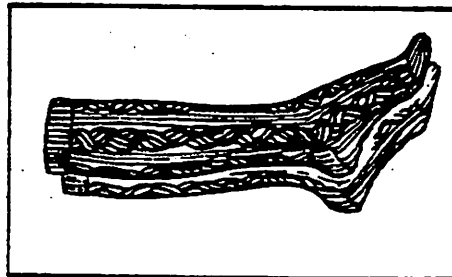
sport sock



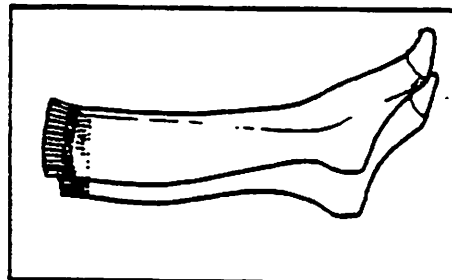
mid cuff sock



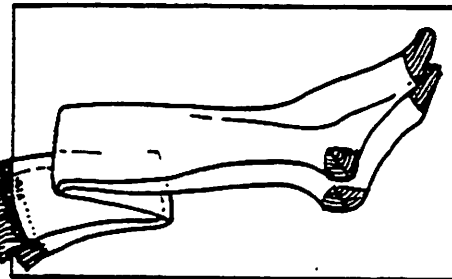
knee sock



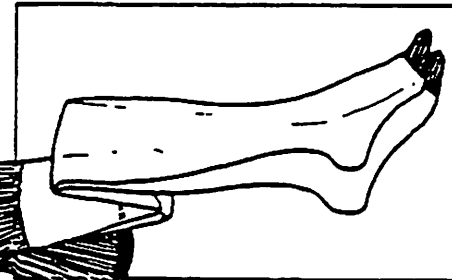
cable knee sock



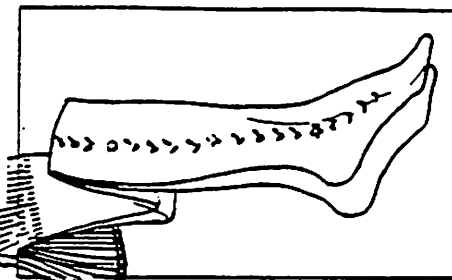
sheer knee sock



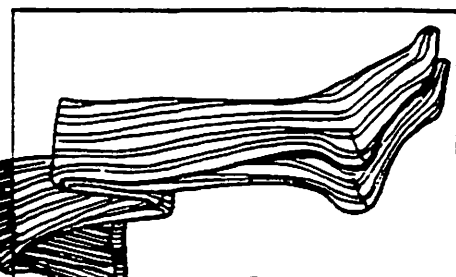
sheer stockings



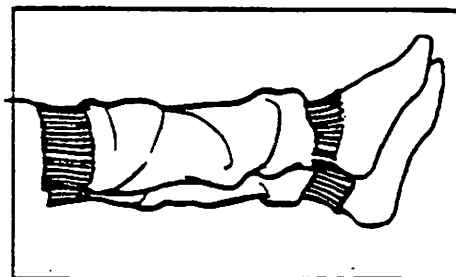
sheer pantyhose



decorative pantyhose

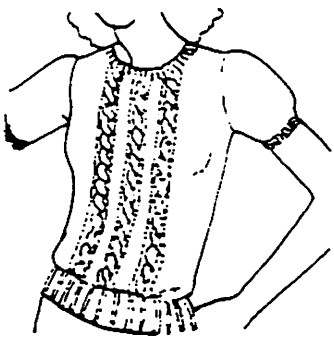


ribbed pantyhose



leg warmers

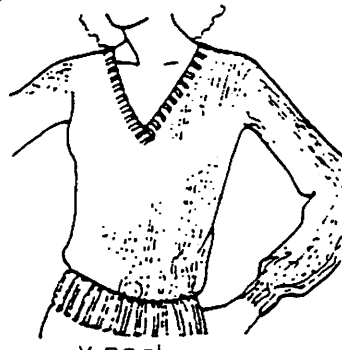
SWEATERS



summer pullover cable



crew



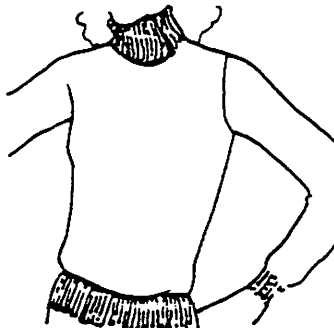
v-neck



bateau



round neck



turtle neck




cowl neck



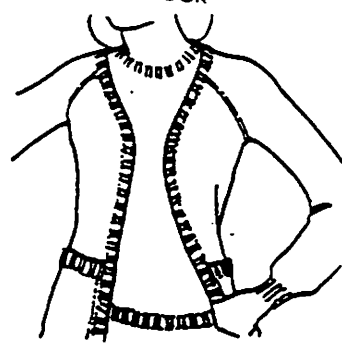
dolman



cardigan



shawl




sweater set



double-breasted

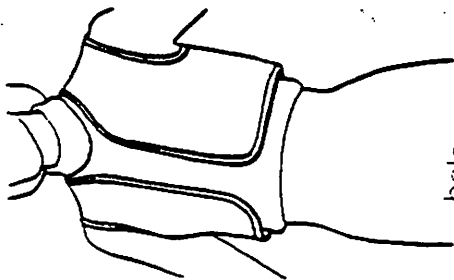


variation

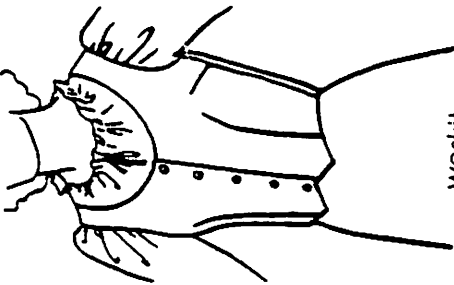


patchwork

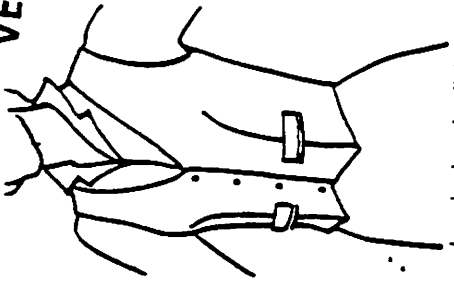
VESTS



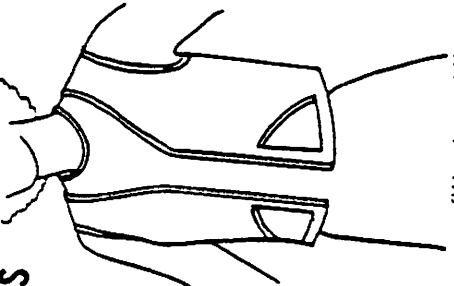
bolero



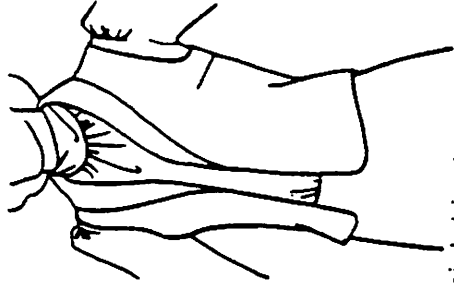
weskit



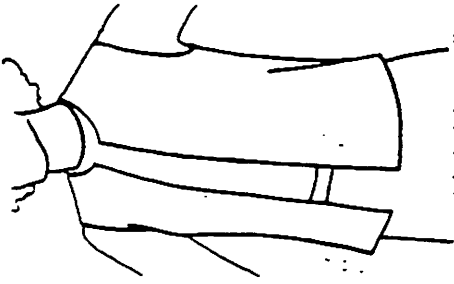
short classic filled



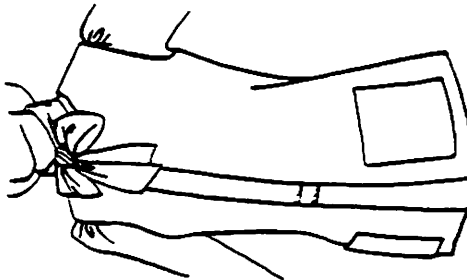
unfilled weskit




high-hip shawl collar



square high-hip unfilled



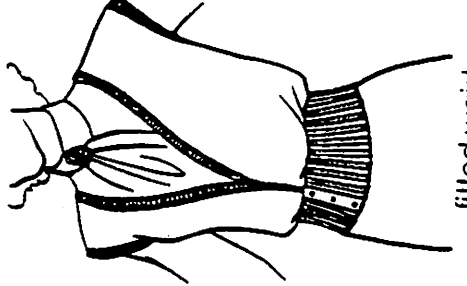
square low hip/crotch length



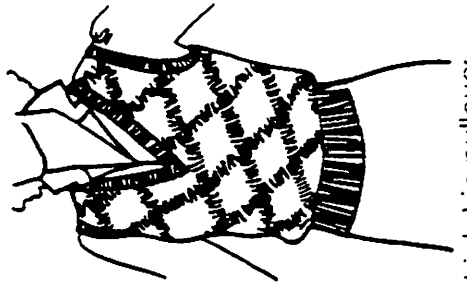
labarda




jerkin




filled waist



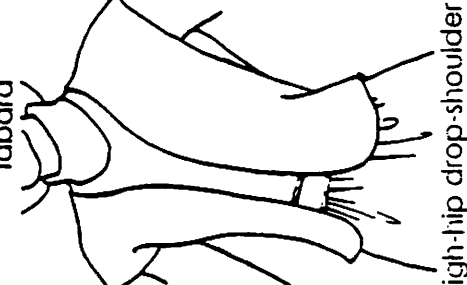
high-hip pullover



low hip pullover



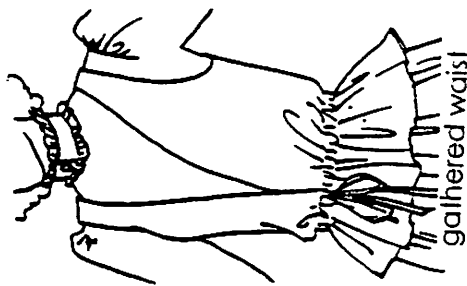
cardigan



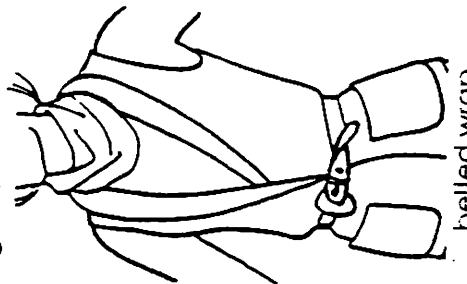
high-hip drop-shoulder



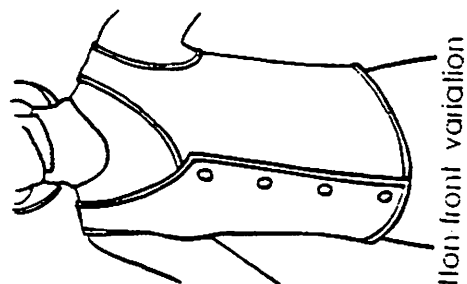
low-hip drop-shoulder



gathered waist

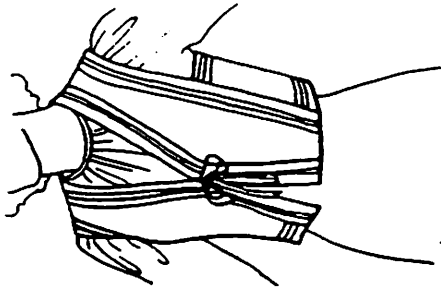


belted wrap

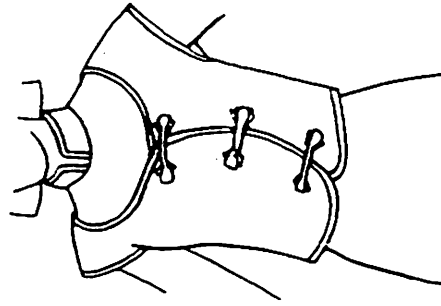


button front variation

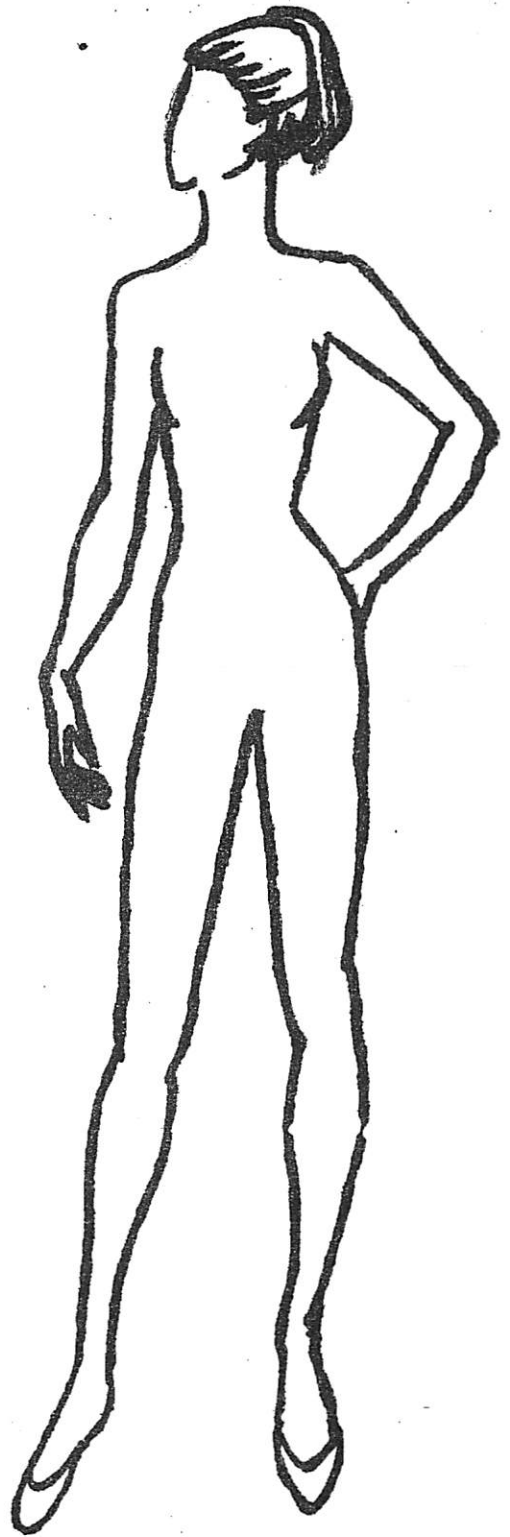
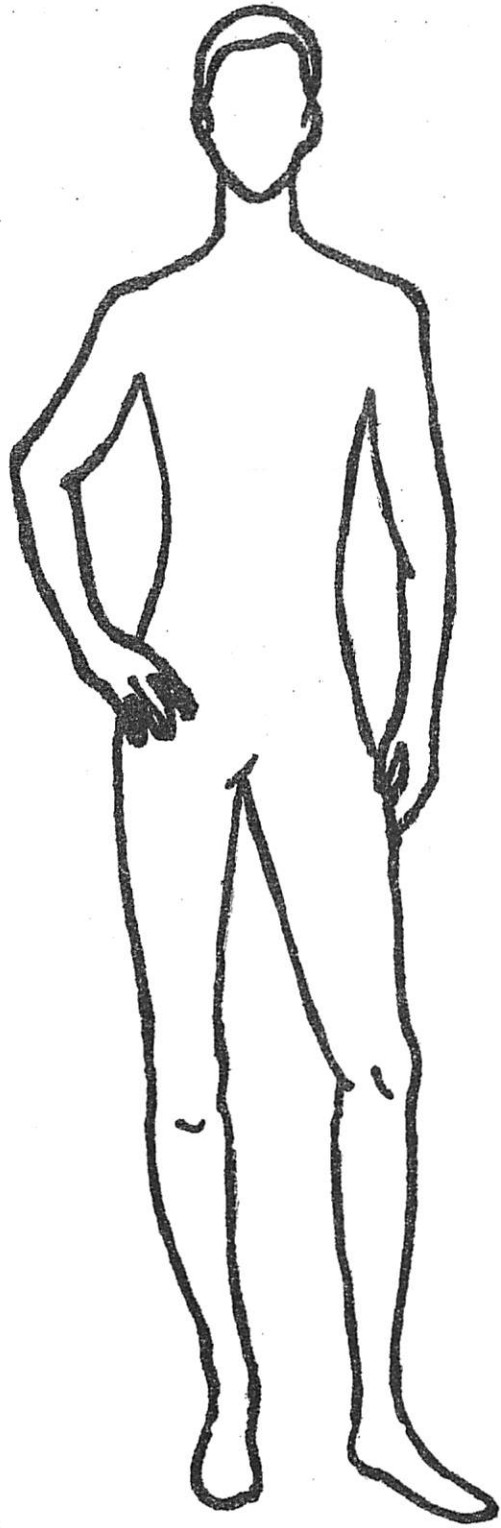
Vests



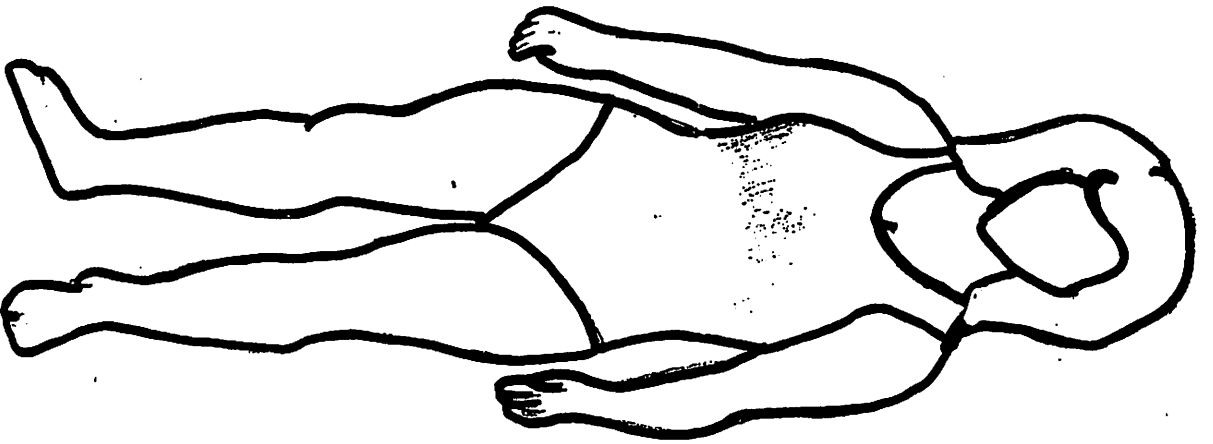
fashion vest



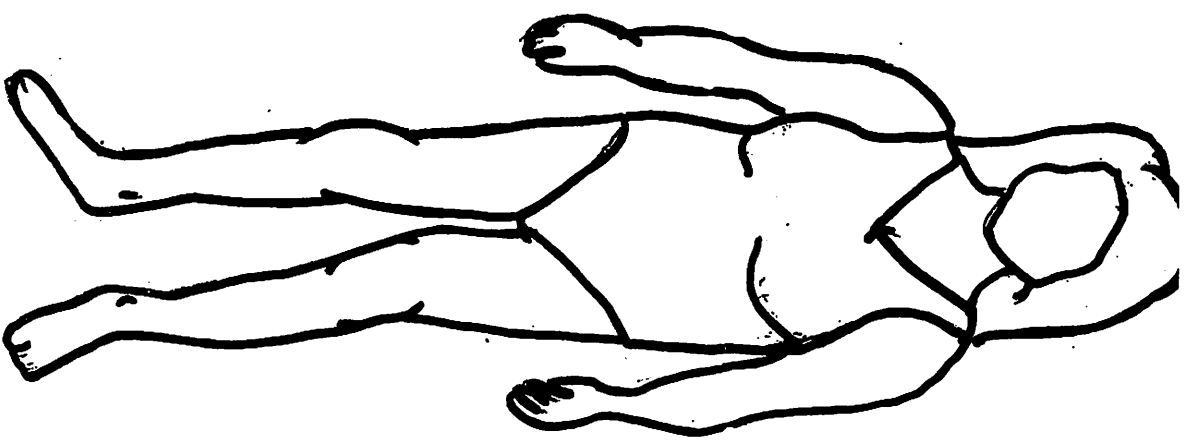
oriental drop-shoulder




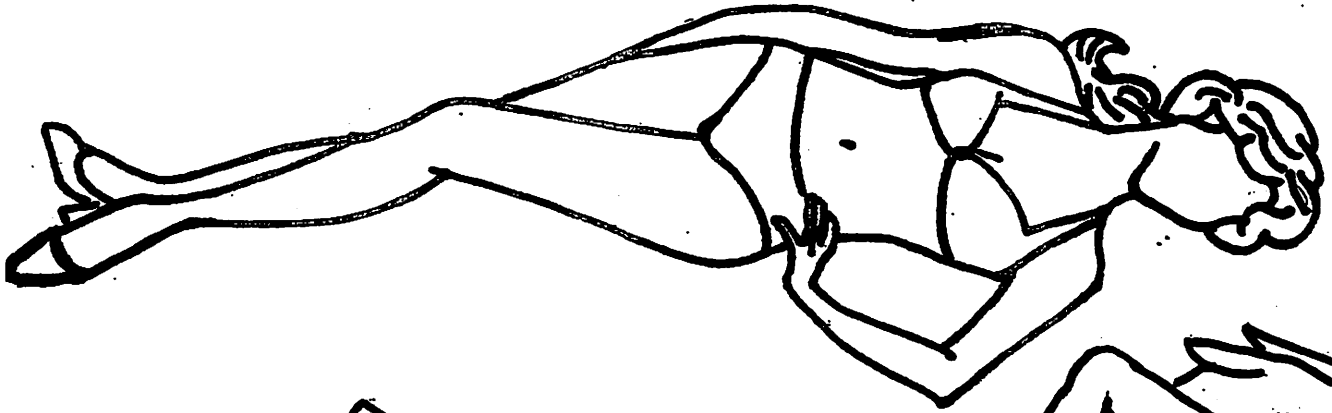
oval

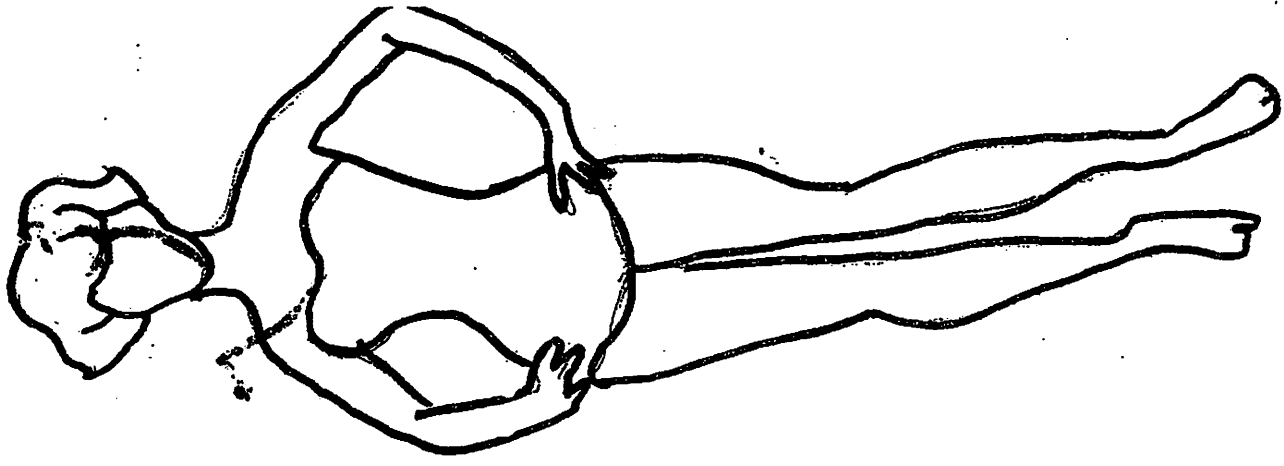


Diamond




Rectangle



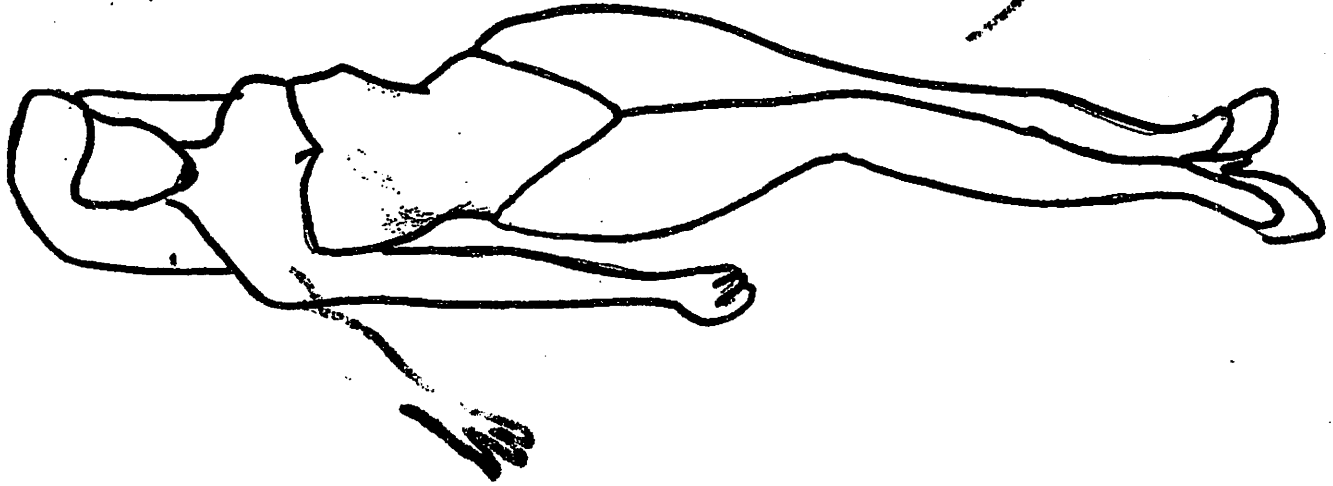


Hourglass



Triangle

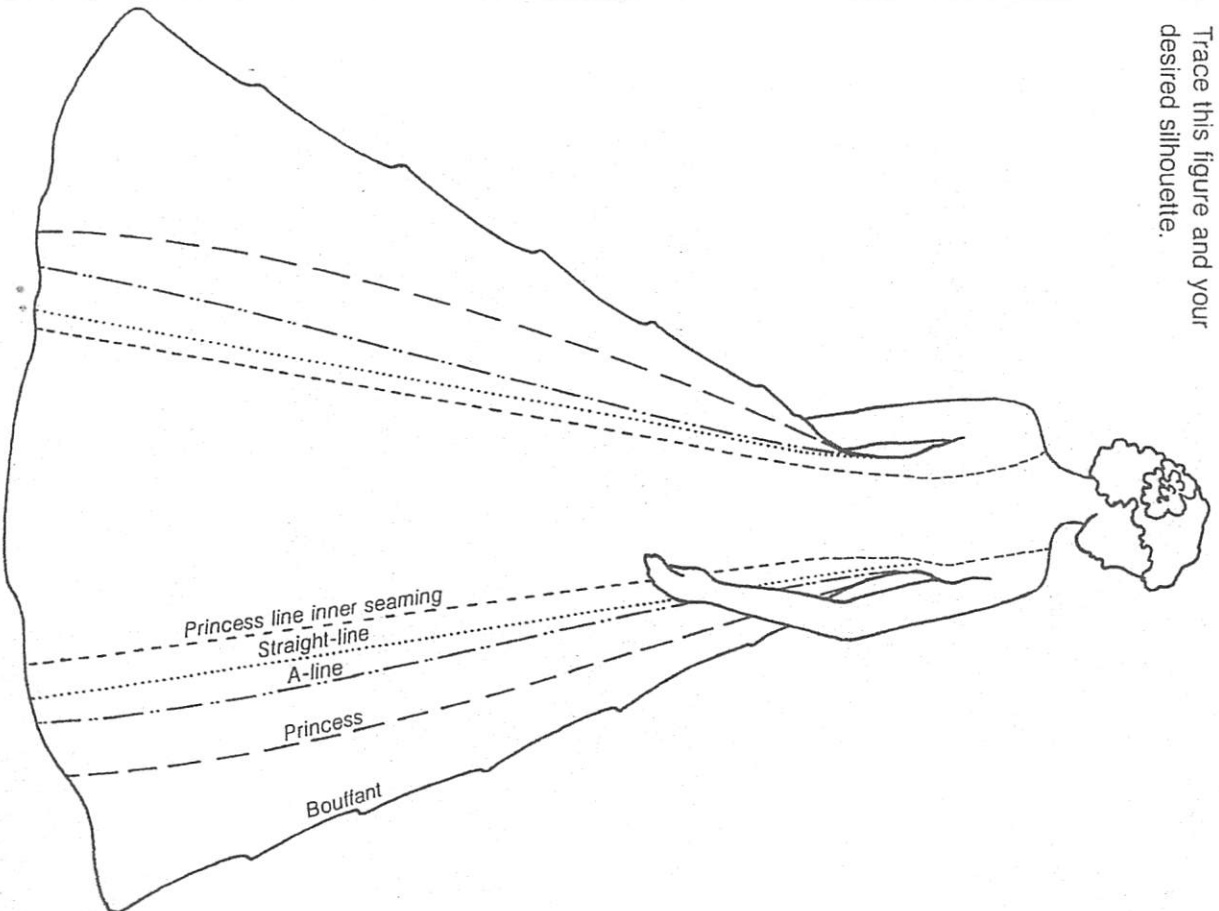
Tunics



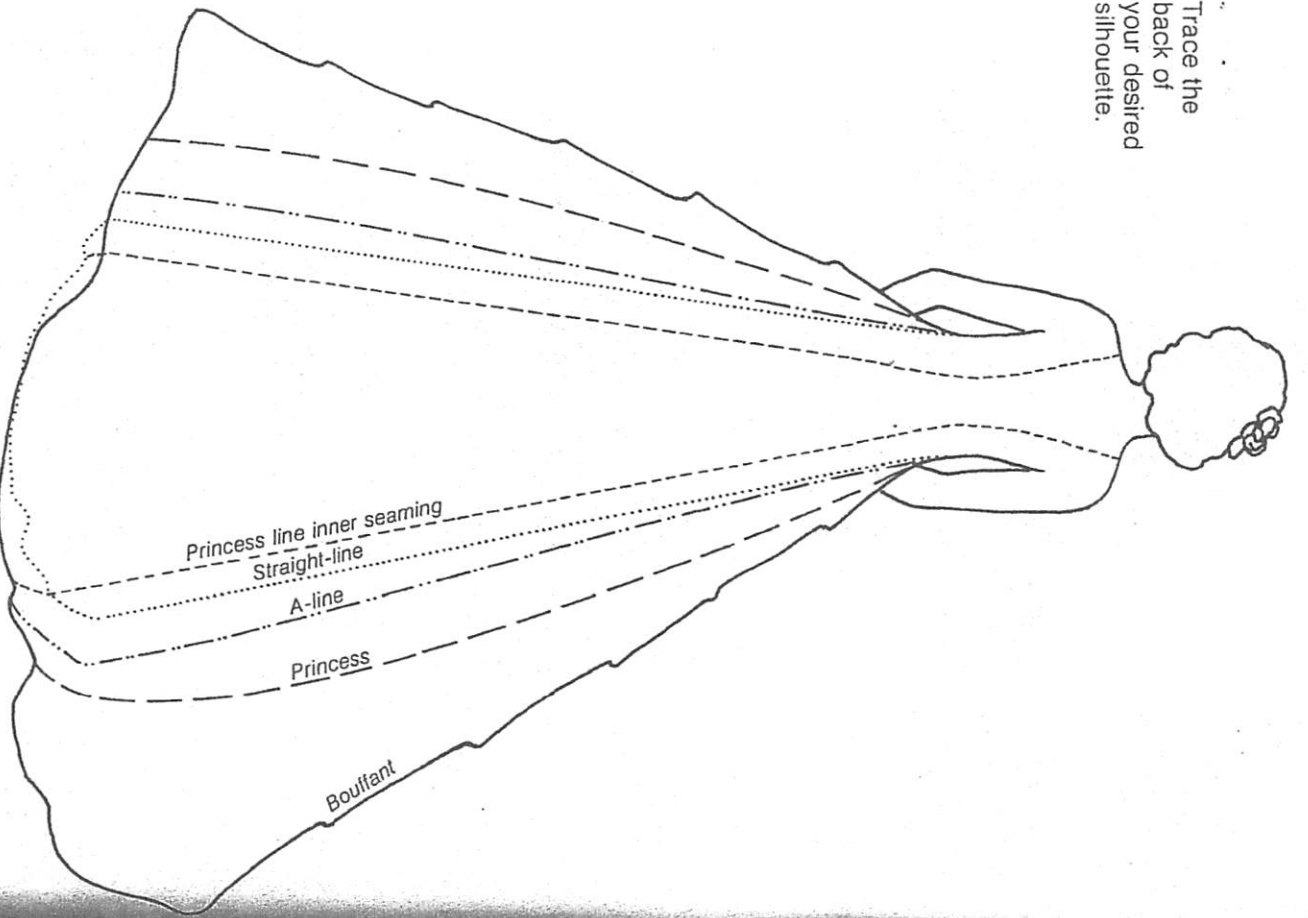
Triangle

The Traceable Bride (or bridesmaid)

Trace this figure and your
desired silhouette.



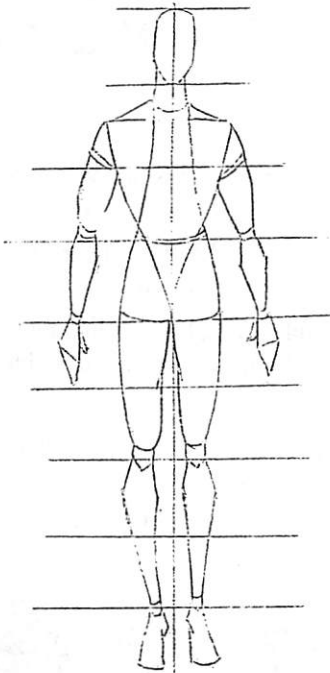
Trace the
back of
your desired
silhouette.



How To

CREATE A DESIGN SKETCH


Do you like to draw? If so, you might like to try your hand at doing a fashion sketch. To get started, use the basic procedure described here.



2

Then divide the line into eight equal segments, using light horizontal lines. Note how the parts of a figure fit within those eight segments. For example, the top segment shows the correct height for the head. Next, draw the figure over the lines you've prepared.

A good drawing controls proportion. First, draw a light vertical line down the center of your paper, making it the height you want the figure to be.



Once you're able to draw a figure with correct proportions, practice drawing figures in different poses.

4

Finally, choose a pose for your fashion figure and add an original design.

Exploring Fashion Drawing


Create a fashion design of your own. To improve your skills, find more information on fashion drawing.

To Look Thinner...



DO

- ◆ Use vertical design lines to lengthen and slenderize.
- ◆ Match or blend colors head to toe, including shoes and hose.
- ◆ Choose medium and dark colors, with bright accents near the face to create a focal point.
- ◆ Strengthen your shoulder line with shoulder pads to balance lower body fullness.
- ◆ Taper slim skirts and pants for a narrower line.
- ◆ Select longer skirts in soft, drapable fabrics.
- ◆ Try fluid, wrap styles that skim over the body and form graceful diagonal lines.

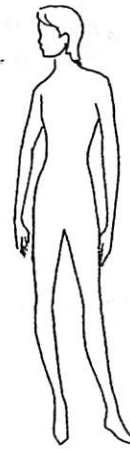


DON'T

- ◆ Use widening horizontal lines lower than shoulder level.
- ◆ Wear anything too baggy (looks sloppy) or too tight (accentuates weight).



To Look Heavier...



DO

- ◆ Choose horizontal details like yokes, bold belts, stripes, pocket flaps, trouser cuffs.
- ◆ Use gathers and soft fullness to create the illusion of added body bulk.
- ◆ Look for bulky or highly textured fabrics like sweater knits, velour, tweeds, wide-wale corduroy.
- ◆ Use multiple layers to create fashion interest and body fullness.
- ◆ Color-contrast top and bottom garments.



DON'T

- ◆ Use too many vertical design lines.
- ◆ Wear clothes too tight (exposes thinness) or too baggy (you'll look lost).
- ◆ Choose clingy fabrics or body-hugging styles.






To Minimize Broad/Squared Shoulders...

DO

- ◆ Think twice...this is usually a fashion asset!
- ◆ Choose raglan styles to create a sloping line.
- ◆ Create a center-torso vertical with a V neckline, open jacket, long, narrow lapels or placket detail.
- ◆ Create a center-body focal point with a center-tied scarf or a prominent neckline pin.



DON'T


- ◆ Choose puffed sleeves or wide ruffled collars.
- ◆ Add shoulder details like yokes or epaulets.



To Broaden Narrow/Sloping Shoulders...

DO

- ◆ Make a good pair of shoulder pads your fashion "best friend."
- ◆ Select details like yokes, epaulets, bateau necklines, set-in sleeves or wide collars to maintain a horizontal shoulder emphasis.



DON'T

- ◆ Choose raglan-sleeve styles or halter tops.
- ◆ Select tent or swing styles that flare out from the shoulder line.



To Enhance a Small Bust...

DO

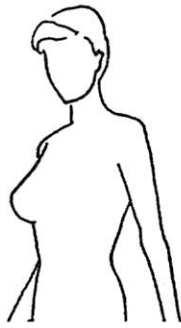
- ◆ Use layered tops to create visual fullness (sweater over shirt over turtleneck, for example).
- ◆ Wear bodices in lighter, brighter colors, with horizontal trims and breast pockets.
- ◆ Look for blouses with tucks, ruffles, soft draping or blouson styling.
- ◆ Select short vests and bolero-style jackets.



DON'T

- ◆ Wear blouse styles that are tight-fitting or too low-cut.






To Minimize a Full Bust...

DO

- ◆ Invest in superbly fitted support or minimizer bras.
- ◆ Use natural-looking shoulder pads for balance.
- ◆ Shift focus upward with interesting necklines, scarves or jewelry. Or lower the focus with colorful skirt prints.
- ◆ Choose tapering jackets or over-blouses that end below full hip.
- ◆ Try blouson styles with just enough fabric to skim over body fullness.



DON'T


- ◆ Use horizontal bodice details like breast pockets or short sleeves with contrasting cuffs.
- ◆ Choose tight or clingy styles or wide belts or waistbands.



To Lengthen a Short-Waisted Body...

DO

- ◆ Conceal the natural waist with dropped, raised or no-waistline styles.
- ◆ Choose jackets or blouses that cover or blouse over the waist.
- ◆ Try skirt and pant styles with waist facings instead of bands.
- ◆ Match belt color to bodice rather than bottoms.



DON'T


- ◆ Use horizontal bodice details (yokes, pockets) that visually shorten torso.
- ◆ Select full skirts that balloon out from the waist.



To Shorten a Long-Waisted Body...

DO


- ◆ Choose shorter jackets in bold, advancing colors, often with horizontal details in the lapels, pockets and trim.
- ◆ Use lengthening vertical details on the lower body for balance.
- ◆ Try raised-waistline skirt/pant styles, or wider waistbands.
- ◆ Color-match belts to trousers or skirt, not to bodice.



DON'T

- ◆ Choose hip-hugger styles or faced waistlines instead of bands.





To Lengthen a Short Neck...

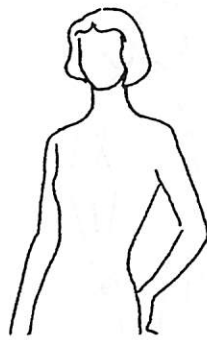
DO

- ◆ Wear V necklines or open collars to elongate the neck.
- ◆ Keep earrings close to the ear, not dangling.
- ◆ Wear longer necklaces to expose more neckline area.
- ◆ Keep hairstyles short or upswept.



DON'T

- ◆ Wear turtlenecks or other high necklines.
- ◆ Choose choker necklaces or tie scarves high on the neck.



To Shorten a Long Neck...


DO

- ◆ Realize that a long neck is often a fashion asset.
- ◆ Enjoy the ability to wear turtlenecks, choker necklaces and other accessories close to the neck.
- ◆ Fill in the neckline area with longer, fuller hair.



DON'T

- ◆ Exaggerate the length with severe V necks in garments or jewelry.
- ◆ Choose earring styles that are very long and narrow.



To Lengthen or Slenderize Arms...

DO

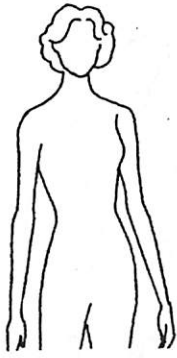
- ◆ Create the longest possible line from shoulder to wrist with tapered set-in sleeves or raglan styles.
- ◆ Use shoulder pads and details like epaulets to further enhance length.
- ◆ Keep cuffs moderate in size and color-matched to sleeve.



DON'T

- ◆ Choose sleeves that are either too tight or too full.
- ◆ Wear short sleeves, especially ones with fitted cuffs.






To
Camouflage
Long, Thin Arms...

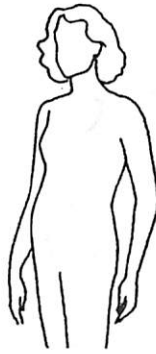
DO

- ◆ Choose horizontal sleeve details like puffed, drop-shoulder, push-up or short, cuffed sleeves.
- ◆ Find long sleeves with wide or contrasting cuffs.
- ◆ Be sure long sleeves are not too short; alter if necessary.



DON'T


- ◆ Wear raglan-sleeve styling.
- ◆ Choose very tight sleeves.



To
Diminish a
Prominent Tummy...

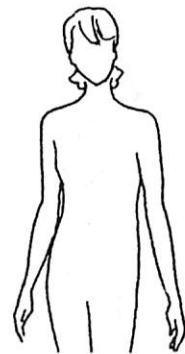
DO

- ◆ Create a prominent shoulder line with shoulder pads, yokes, wide lapels or horizontal collar styles.
- ◆ Wear styles that skim over the abdomen and taper at the hemline.
- ◆ Wear cardigans, swing jackets or shirt-jackets that conceal the abdomen. Pair them with tapered skirts or pants.
- ◆ Try longer blouson tops softly banded or tied below the tummy.
- ◆ Choose gently gathered skirts in soft fabrics.



DON'T


- ◆ Use bulky, stiff or shiny fabrics on the lower body.
- ◆ Choose front closure styles, full gathers, trouser pockets and bold belts.



To
Minimize a
Thick Waist...

DO

- ◆ Keep belts and waistbands narrow and inconspicuous.
- ◆ Look for straight, body-skimming styles that obscure the waist, tapered at the hemline.
- ◆ Choose semifitted jackets with shoulder emphasis for balance. Wear them unbuttoned, for a slenderizing vertical band of blouse color underneath.
- ◆ Try a decorative belt buckle, worn under an unbuttoned jacket for a center-body focal point.



DON'T

- ◆ Wear A-shapes in dresses or skirts.



To Lengthen Short Legs...



DO

- ◆ Keep skirt lengths flattering; just below the knee and just below the full calf are safe spots.
- ◆ Choose trouser styles with vertical details like fly-front closure, pleats, and/or creases.
- ◆ Look for skirts and pants with wider waistbands to elongate the look.
- ◆ Create an upward focus with bright tops and eye-catching jewelry.

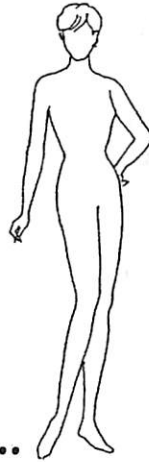


DON'T

- ◆ Wear pants/skirts with horizontal details (cuffs, yokes, patch pockets, border prints).




To Shorten Long Legs...



DO

- ◆ Wear sweaters, tunics or blouses that end at high hip or mid-thigh.
- ◆ Match belt color to top garment, not skirt or pants.
- ◆ Choose pants with horizontal yokes, faced waistlines and cuffs.
- ◆ Hem fuller skirts to mid-calf length.



DON'T

- ◆ Tuck fitted blouses into high-rise waistlines.




To Enhance Narrow Hips/Derriere...



DO

- ◆ Choose flared or gathered skirts in moderately crisp fabrics.
- ◆ Try jackets with peplums or swing styles to add hipline fullness.



DON'T

- ◆ Wear pants or skirts with baggy fullness below the derriere. Alter if necessary for proper fit.




To Slenderize Heavy Hips/ Thighs/Derriere...



DO

- ◆ Broaden shoulders with shoulder pads and wide collars to balance hips.
- ◆ Use brightly colored tops with eye-catching details to focus attention on the upper body.
- ◆ Select dark-colored skirts or pants that skim over the hips and taper at the hemline for a narrower look.
- ◆ Look for skirts with center-front pleats or plackets to draw the eye toward the center of the figure.
- ◆ Choose jackets that end above or below the widest part of hips.



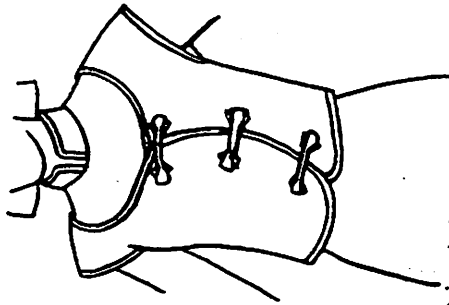
DON'T

- ◆ Position any eye-catching details at the hipline (yokes, pockets).
- ◆ Wear pants too tight, creating horizontal wrinkles. Buy to fit the hips and alter the waist.

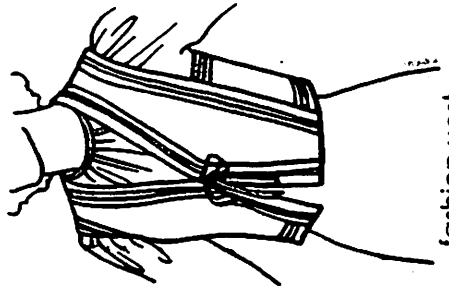


You don't have to be the perfect size 8 to dress with style and flair.

VESTS



Oriental drop-shoulder



fashion vest

